

Global Cruise Market with Focus on The Premium Cruise Market (2018-2022 Edition)

December 2018



Global Cruise Market: Coverage

Executive Summary and Scope

Introduction/Market Overview

Global Market Analysis

Global Premium Cruise Market Analysis

Regional Market Analysis

Competitive Landscape

Company Profiling

Global Cruise Market: Coverage

Scope of the Report

Attributes	Details
Title	Global Cruise Market with Focus on The Premium Cruise Market (2018-2022 Edition)
Coverage	Global and Regional
Regional Coverage	America, Europe, Asia-Pacific
Forecast Period of Market	2018-2022
Competition in the Market	Consolidated
Key Players	Carnival Corporation & plc, Royal Caribbean Cruises Ltd, Norwegian Cruise Line Holdings Ltd

Global Cruise Market

Executive Summary

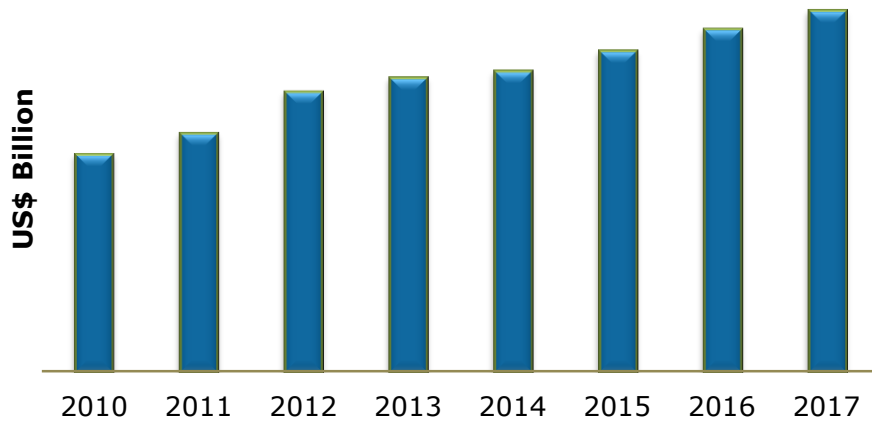
A cruise ship is a ship used for leisure and/or recreational travel. The facilities provided on the cruise includes casino, shops, spa, fitness center, library, theatre and cinema, swimming pool, buffet, restaurant, etc., which enhances the experience on the cruise. The birth of leisure cruising began with the formation of the Peninsular & Oriental Steam Navigation Company in 1822. The company started out as a shipping line with routes between England and the Iberian Peninsula, adopting the name Peninsular Steam Navigation Company.

The cruise industry can be divided on the basis of the size of the cruise and marketing focus into four segments, namely: contemporary, premium, luxury and others. The cruise market can also be divided on the basis of purpose into: mainstream cruise ship, mega cruise ship, ocean cruise ship, luxury cruise ship, small cruise ship, adventure cruise ship, expedition cruise ship and river cruise ship.

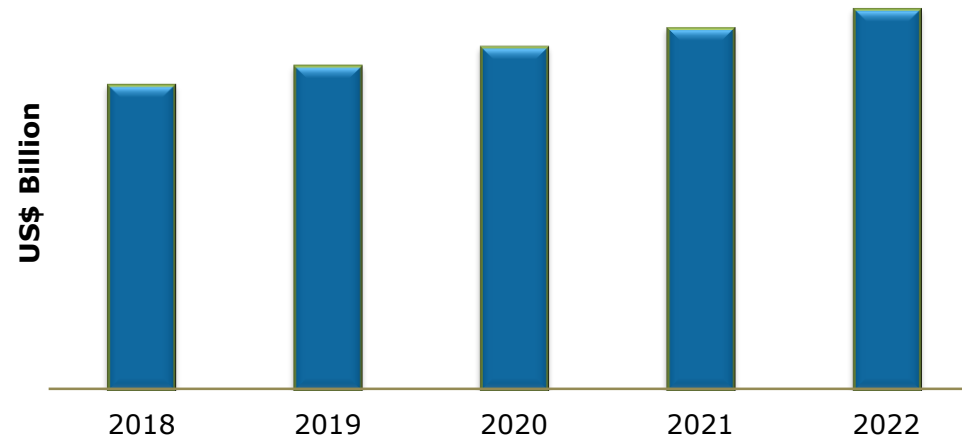
The cruise market is expected to increase at a significant growth rate during the forecasted period (2018-2022). The global cruise market is supported by various growth drivers, such as increase in GDP, rapid urbanization, declining unemployment, increase in onboard facilities, etc. Yet, the market faces certain challenges, such as, rising fuel cost, increasing LIBOR rate, cruise accidents, etc.

Cruise Market: Global Analysis

Global Cruise Market by Value; 2010-2017 (US\$ Billion)



Global Cruise Market by Value; 2018-2022 (US\$ Billion)

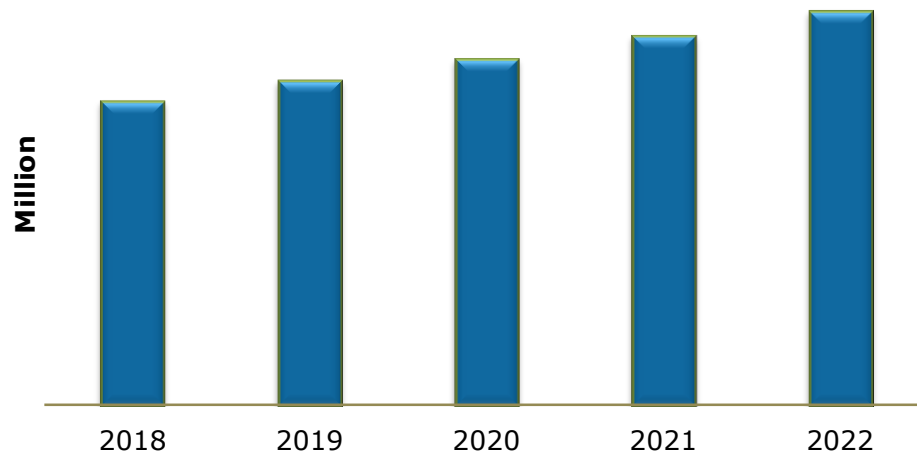


CAGRs	
2013-2017	xx%
2018-2022	xx%

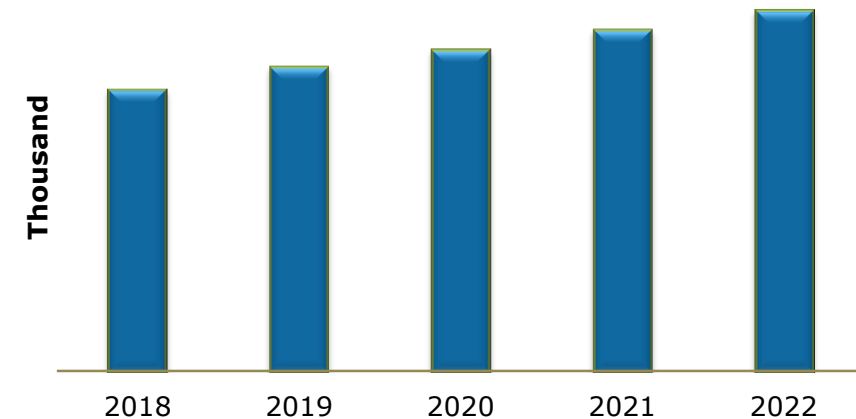
The global cruise market, valued at US\$... billion in 2016, increased as compared to US\$... billion in 2015 at a CAGR of ...% from 2013 to 2017. The global cruise market is anticipated to reach up to US\$... billion by 2022 from US\$... billion in 2018.

Cruise Market: Global Analysis

**Global Cruise Market by Number of Passengers;
2018-2022 (Million)**



**Global Cruise Market by Number of Berths; 2018-
2022 (Thousand)**

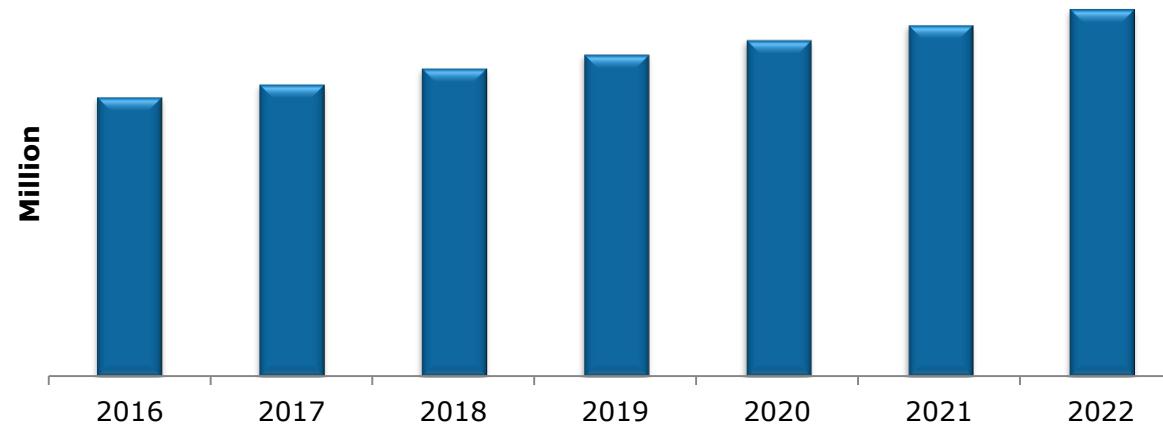


The global cruise market, by number of passengers is anticipated to grow to ... million passengers by 2022 from ... million passengers in 2018.

The global cruise market by number of berths is ascertained to increase tothousand by 2022 from ... thousand in 2018.

Cruise Market: Global Analysis

**Global Cruise Market by Passenger Capacity;
2016-2022 (Million)**

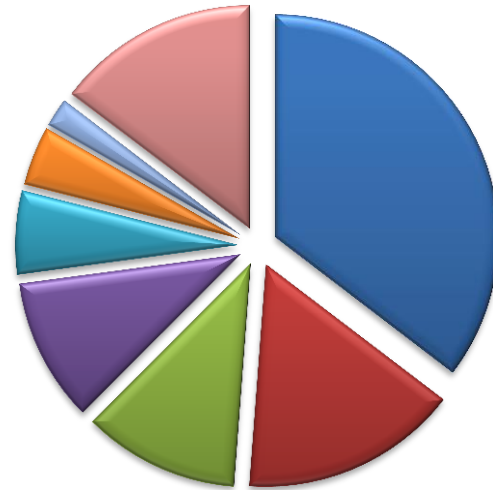


The passenger capacity of cruise ships globally was ... million in 2017. This capacity is expected to inflate to ... million passengers by 2022 in comparison to ... million passengers in 2018.

The forecasted hike in passenger capacity comes on the account of the prediction of an increased number of people willing to experience cruise travel in the years to come. Companies operating in the cruise market are expanding passenger capacity with the help of some design changes and addition of more passenger cabins in unused spaces within the ships

Cruise Market: Global Analysis

Global Cruise Market by Geographical Deployment of Ships; 2017 (Percentage, %)



Caribbean, xx%

Mediterranean, xx%

Europe (including Mediterranean), xx%

Premium Cruise Market: Analysis

Table: Cruise Market Premium Segment as Compared with Other Segments			
Segment	Contemporary	Premium	Luxury
Marketing Focus	xx	xx	xx
Ship Size	xx	xx	xx
Cabin Size	xx	xx	xx
Passenger to Space Ratio	xx	xx	xx
Length of Cruise	xx	xx	xx
Per Diems	xx	xx	xx
Pricing Model	xx	xx	xx
Demographic	xx	xx	xx

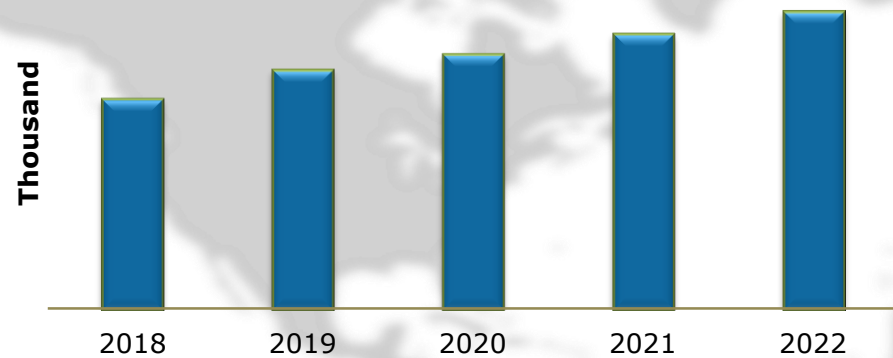
Premium Cruise Market: Analysis

Table : Global Premium Cruise Market by Orders; 2017-2020

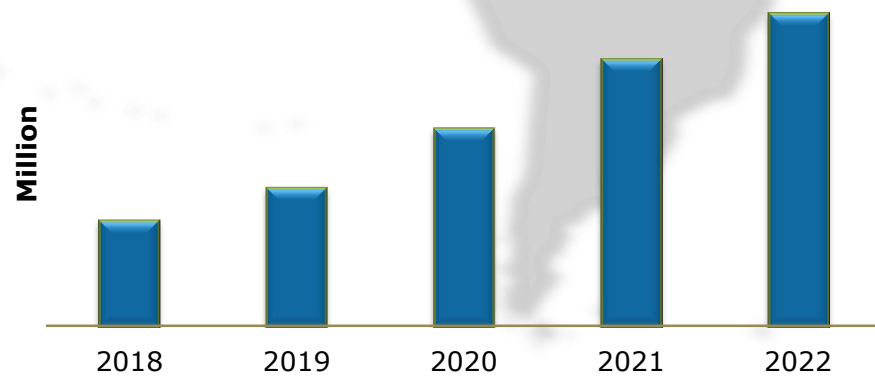
Segments	Contemporary		Premium		Luxury	
	Ships	Berths	Ships	Berths	Ships	Berths
2017	xx	xx	xx	xx	xx	xx
2018	xx	xx	xx	xx	xx	xx
2019	xx	xx	xx	xx	xx	xx
2020	xx	xx	xx	xx	xx	xx

Cruise Market: Regional Analysis

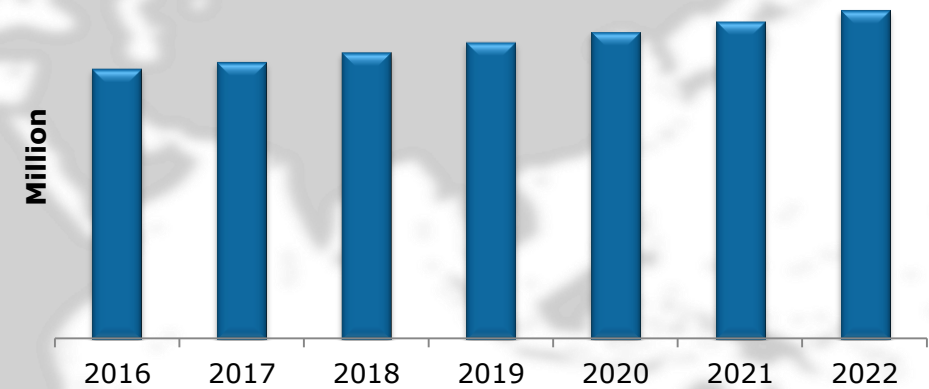
North America Cruise Market by Number of Berths;
2018-2022 (Thousand)



North America Cruise Market by Number of
Passengers; 2018-2022 (Million)




North America Cruise Market by Passenger
Capacity; 2016-2022 (Million)

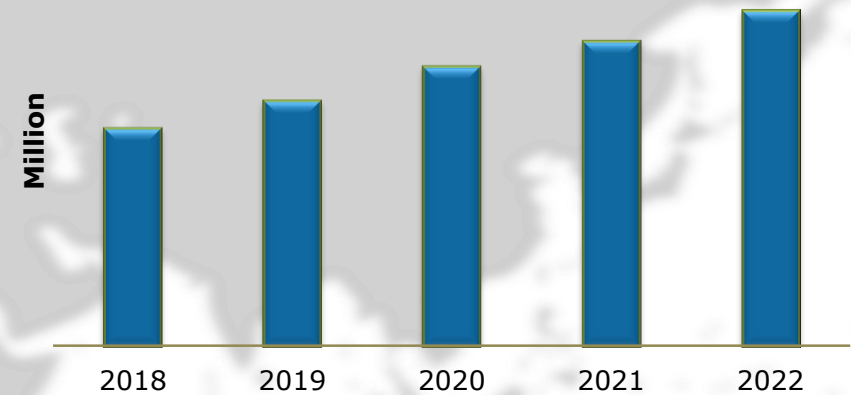


Cruise Market: Regional Analysis

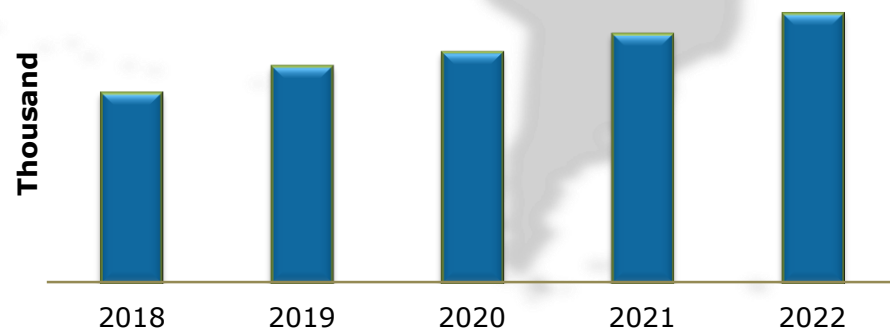
Europe Cruise Market Passenger Capacity by Region
(Percentage, %)



Europe Cruise Market by Number of Passengers;
2018-2022 (Million)



Europe Cruise Market by Number of Berths; 2018-2022 (Thousands)



Region	Share
	2017
Mediterranean	xx%
Rest of Europe	xx%

Cruise Market: Competitive Landscape

North America Cruise Market Players by Share; 2017 (Percentage, %)

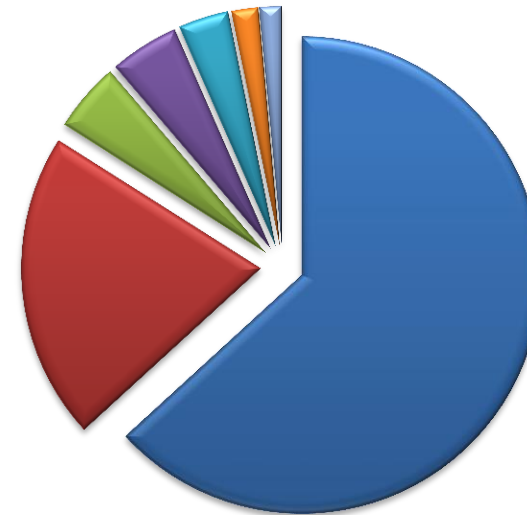


Carnival Corporation, xx%

Royal Caribbean Cruises, xx%

Norwegian Cruise Line, xx%

West Coast (US) Cruise Market Players by Share; 2017 (Percentage, %)



Carnival, xx%

Princess, xx%

Norwegian, xx%