

The US Shared Micromobility Market: Size, Trends & Forecasts (2019-2023)

July 2019



The US Shared Micromobility Market : Coverage

Executive Summary and Scope

Introduction/Market Overview

Market Analysis

Dynamics

Competitive Landscape

Company Profiling

The US Shared Micromobility Market : Coverage

Scope of the Report

Attributes	Details
Title	The US Shared Micromobility Market: Size, Trends & Forecasts (2019-2023)
Coverage	The US
Market Influencing Variables	Growth Drivers, Challenges, Market Trends
Forecast Period of Market	2019-2023
Competition in the Market	Fragmented
Key Players	Motivate (Lyft), Jump (Uber), Lime and Bird

The US Shared Micromobility Market

Executive Summary

Shared Micromobility has emerged as a new and more economical mode for commuting from one place to another. Shared micromobility is defined as the industry which provide different transportation mediums for commuting short distances (usually less than 5 miles). This market has emerged as an alternative for car ownership similar to ride hailing and peer-to-peer car share, but for short distances. Although the concept of shared micromobility was introduced in 1985 in Netherlands, this became more popular in the US around 2010.

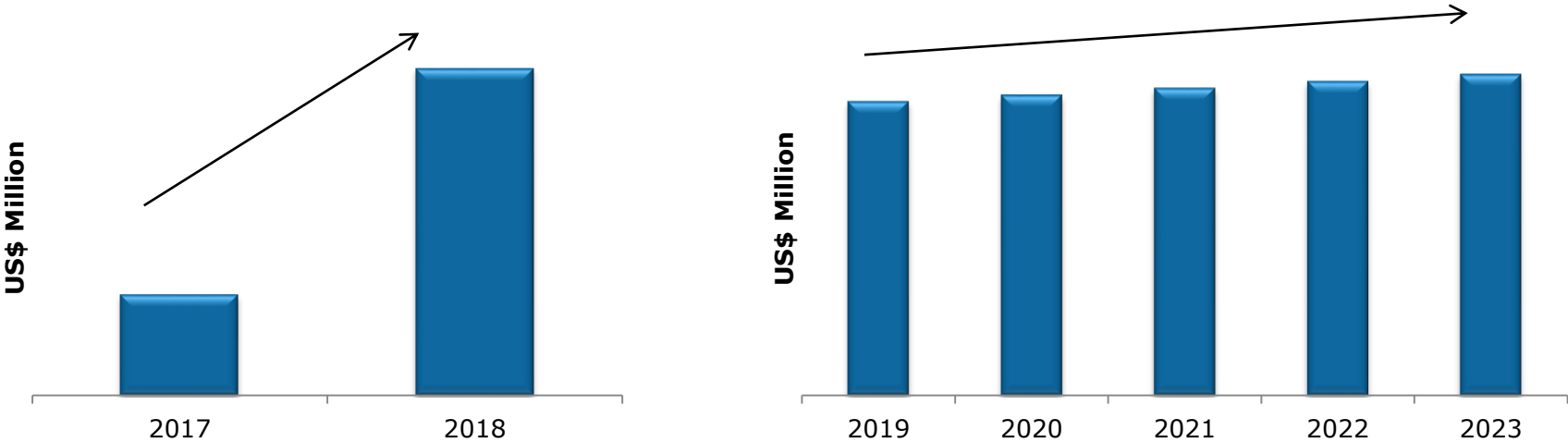
Shared micromobility is of three types which can be further sub-segmented. First is dockless bike share which is sharing facility for a bike is provided for which no station is allocated. Dockless bikes comes in pedal and electronic modes. Second I station-based bike where a stations are allotted to a bike from where the bike is to be picked and dropped. This type is also available in pedal and electronic medium. Lastly is Scooter. A scooter is a motorcycle with a step-through frame and a platform for the rider's feet. Scooter is also available in two types, foot based and electronic. All electronic based vehicles have engines installed in them for the locomotion.

There are many benefits which are associated with shared micromobility such as less traffic congestion when riding bikes or scooters, these transportation mediums are environmental friendly as they produce less carbon dioxide, shared micromobility is pocket friendly as well and many more. E-scooters and E-bikes are the newest members of this market. These are normal bicycles and scooters which are combined with several electric components such as a motor, a battery and a controller which are integrated into the design of the vehicle.

The US shared micromobility market has increased at a significant CAGR during the past years and projections are made that the market would rise in the next four years i.e. 2019-2023 tremendously. The US shared micromobility market is expected to increase due many growth drivers such as Introduction of many loyalty programs for riders, maximum support from lower class, favorable economics leading to lower break-even points, etc. Yet the market faces some challenges such as safety issues, offhand space management, etc. The US shared micromobility market is expected to observe some new market trends such as reduction in CO2 emission, merger & partnerships for evolution, etc.

The US Shared Micromobility Market : An Analysis

The US Shared Micromobility Market by Value



CAGRs	
2019-2023	xx%

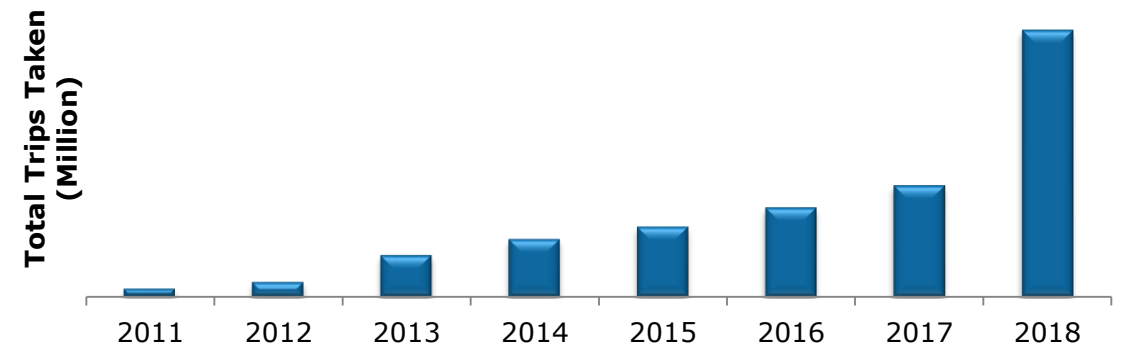
The US shared micromobility market was US\$.... Million in 2018. The US shared micromobility market is anticipated to rise up to US\$.... Million by 2023 as compared to US\$.... Million in 2019, representing a CAGR of% over the years 2019 to 2023.

The US Shared Micromobility Market : An Analysis

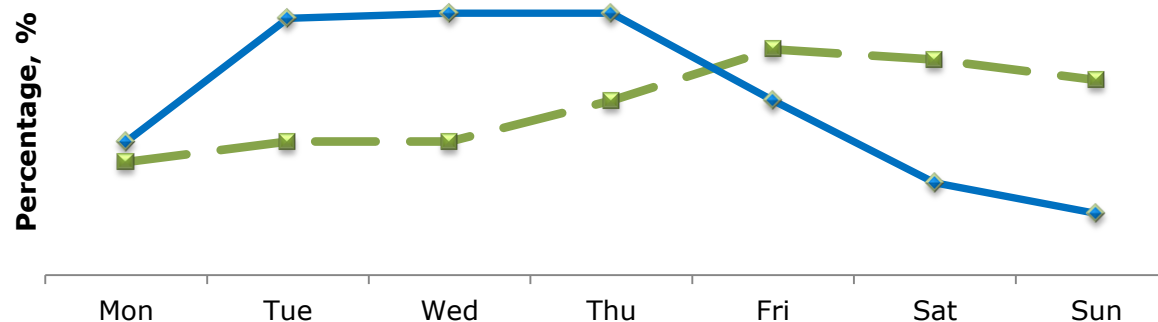
The US Shared Micromobility Market by Segment;
2018



The US Shared Micromobility Market by Total Trips;
2011-2018



The US Shared Micromobility Trips by Day



The US Shared Micromobility Market : Dynamics



The US Shared Micromobility Market : Competitive Landscape

Players Profiled

- Motivate (Lyft)
- Jump (Uber)
- Lime
- Bird