

Global Can Seamers Market: Analysis By Product Type (Automatic and Semi-automatic), By Application (Beverages, Food and Others), By Region Size and Trends with Impact of COVID-19 and Forecast up to 2029

November 2024



Global Can Seamers Market: Coverage

Executive Summary and Scope

Introduction/Market Overview

Global Market Analysis

Regional Market Analysis

Impact of COVID

Dynamics

Competitive Landscape

Company Profiling

Global Can Seamers Market: Coverage

Scope of the Report

Attributes	Details
Title	Global Can Seamers Market: Analysis By Product Type (Automatic and Semi-automatic), By Application (Beverages, Food and Others), By Region Size and Trends with Impact of COVID-19 and Forecast up to 2029
Coverage	Global and Regional
Regional Coverage	North America (The US, Canada and Mexico), Europe (Germany, UK, France, Italy, Spain and Rest of Europe), Asia Pacific (China, Japan, South Korea, India and Rest of Asia Pacific) and Rest of the World
Market Influencing Variables	Growth Drivers, Challenges, Market Trends
Forecast Period of Market	2024-2029
Competition in the Market	Fragmented
Key Players	Pneumatic Scale Angelus, The Ferrum Group, JBT Corporation, CFT S.p.A., Innovus Engineering, Dixie Canner Co., JK Somme, Ezquerra Group, SHIN I MACHINERY WORKS CO., LTD., Bubber Machine Tools, Montajes Conserveros de Galicia S.L., Swiss Can Machinery AG, Dyetech Equipment Group, Inc., etc.

Global Can Seamers Market: Coverage

Executive Summary

Can seamers are specialized machines used in the packaging industry to seal (or "seam") the lids of cans onto the bodies of the cans, creating an airtight seal that preserves the contents inside. This process is essential in industries such as food and beverage, pharmaceuticals, cosmetics, and even pet food, where products are often packaged in metal or aluminum cans to ensure their freshness, shelf life, and safe transport. The global can seamer market in 2023 stood at US\$581.55 million and is likely to reach US\$772.23 million by 2029.

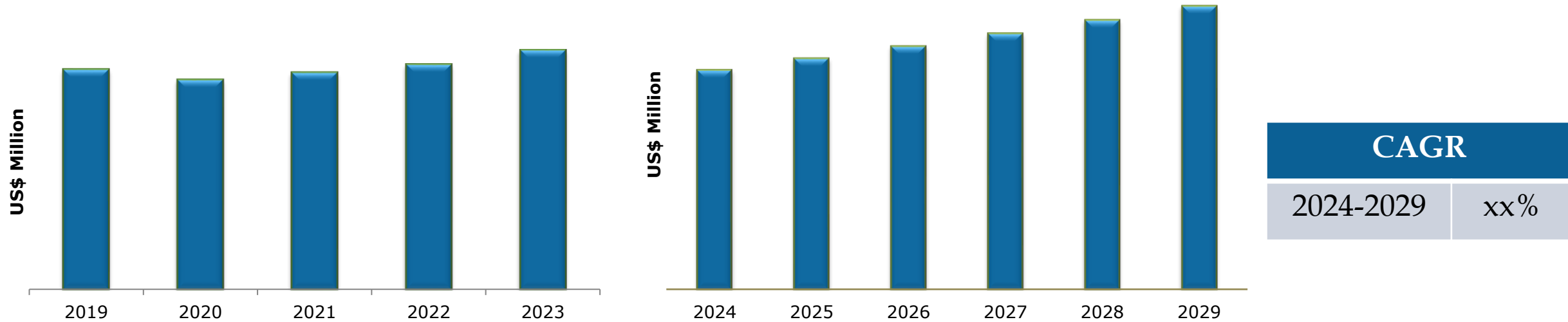
The can seamers market can be segmented based on product type (Automatic and Semi-automatic) and application (Beverages, Food and Others). Based on product type, automatic segment dominates the market share in 2023 due to its high efficiency, speed, and ability to meet large-scale production demands in industries like food and beverages. Based on application, beverages segment held the largest market share due to the high demand for canned drinks, which require efficient sealing to preserve freshness and quality during storage and distribution. Based on region, North America dominates the global can seamers market.

During the pandemic, the demand for canned food and beverages surged as consumers turned to packaged products for extended shelf life, resulting in increased demand for can seamers. However, supply chain disruptions, labor shortages, and logistical challenges initially slowed production and delivery of machinery. Post-COVID-19, the market has witnessed a strong recovery as manufacturers adapt to new health and safety standards, automation becomes more prevalent, and consumer preference for convenient, packaged products continues to rise.

The global can seamers market has increased in 2023 and projections are made that the market would rise in the next five years i.e. 2024-2029 tremendously. Rising disposable income, urbanization and changing lifestyles, increasing demand for canned products, growth of the beverage industry and regulatory standards has driven global demand for can seamers market. Further, the market is expected to grow owing to E-commerce growth, Internet of Things (IoT) Integration, modular and compact designs, high-speed and multi-lane seamers, automation and smart seamers, rising demand for metal cans, sustainability-focused developments, collaborative robots (Cobots) etc. in recent years, yet the market faces some challenges such as competition from alternative packaging solutions, high initial investment costs etc.

Can Seamers Market: Global Analysis

Global Can Seamers Market by Value



Global Can Seamers market valued at US\$... million in 2023, increased as compared to US\$... million in 2022. Global can seamers market is anticipated to reach up to US\$... million by 2029, at a CAGR of%, from US\$... million in 2024.

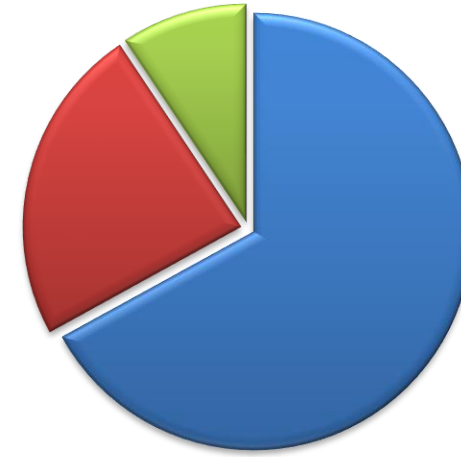
Can Seamers Market: Global Analysis

Global Can Seamers Market by Product Type; 2023



Product Type	Share
	(2023)
Automatic	xx%
Semi-automatic	xx%

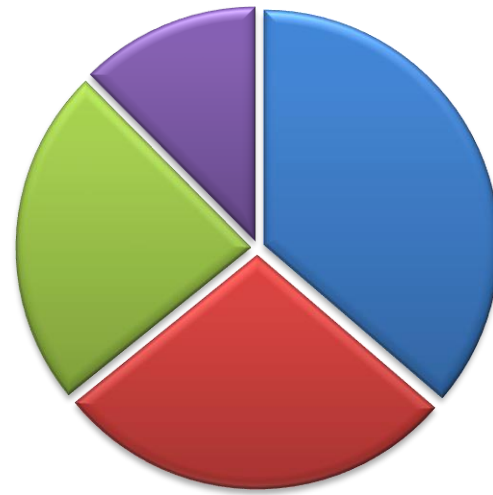
Global Can Seamers Market by Application; 2023



Application	Share
	(2023)
Beverages	xx%
Food	xx%
Others	xx%

Can Seamers Market: Global Analysis

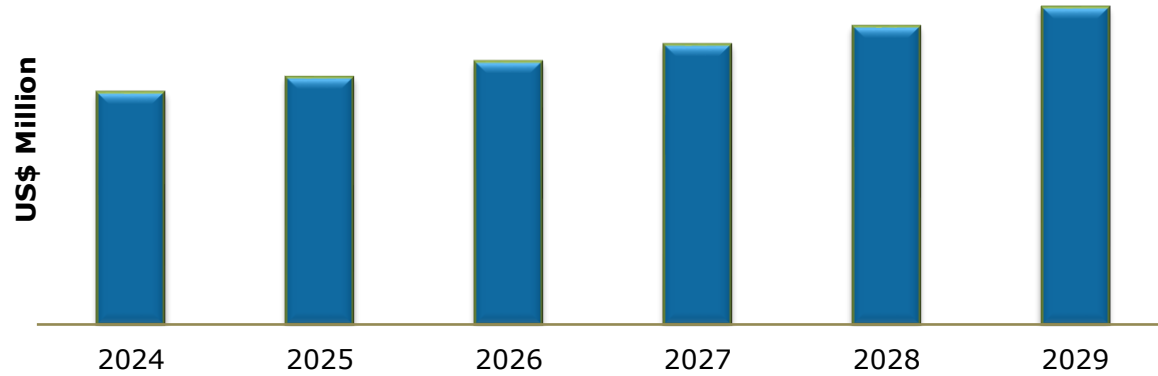
Global Can Seamers Market by Region; 2023



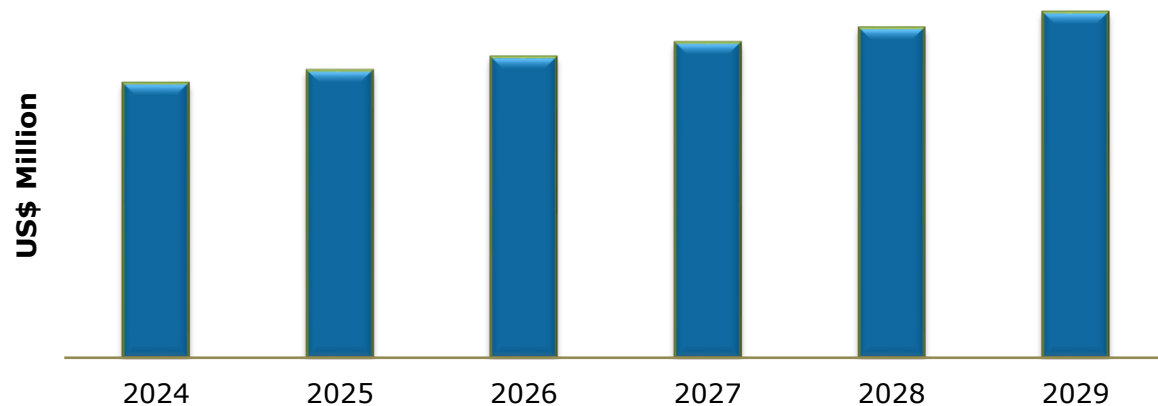
Region	Share
North America	xx%
Europe	xx%
Asia Pacific	xx%
Rest of the World	xx%

Global Can Seamers Market: Product Type Analysis

Global Automatic Can Seamers Market by Value



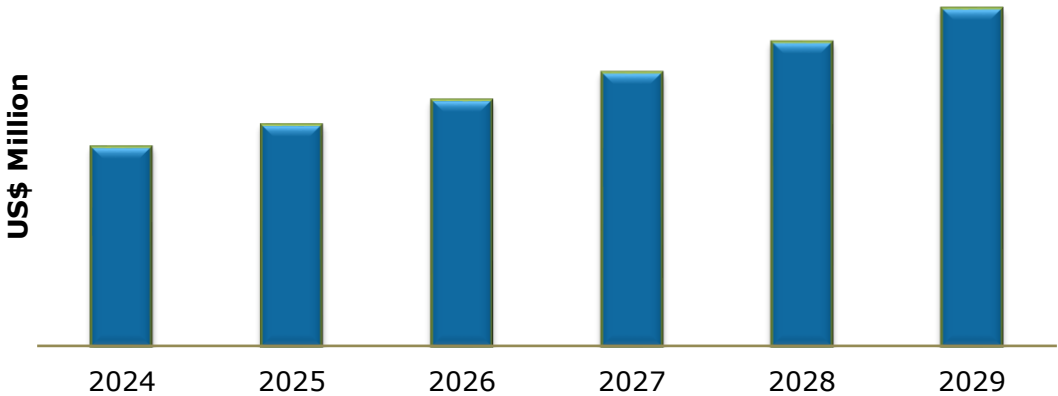
Global Semi-automatic Can Seamers Market by Value



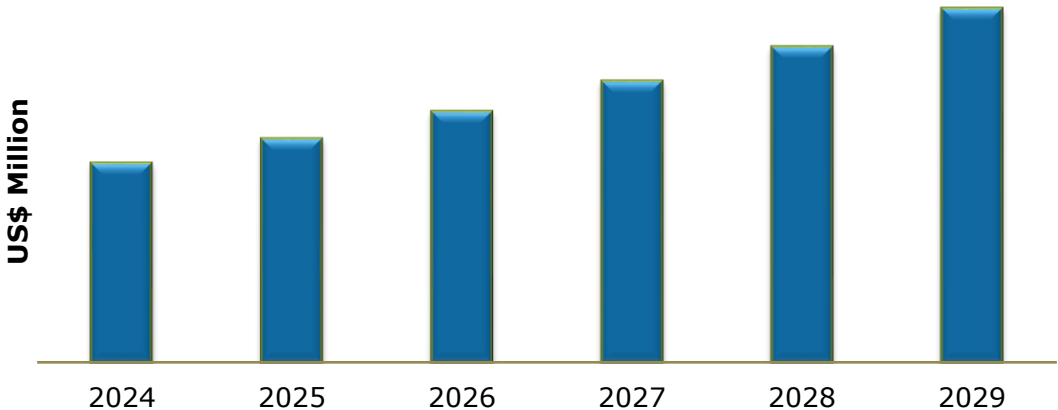
Product Type	CAGR
	(2024-2029)
Automatic	xx%
Semi-automatic	xx%

Global Can Seamers Market: Application Analysis

Global Beverages Can Seamers Market by Value



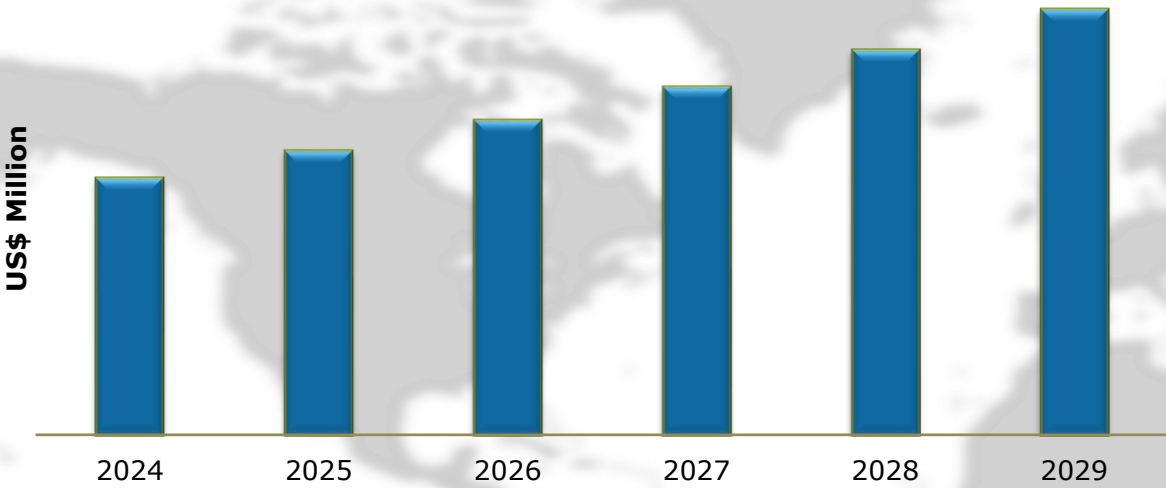
Global Food Can Seamers Market by Value



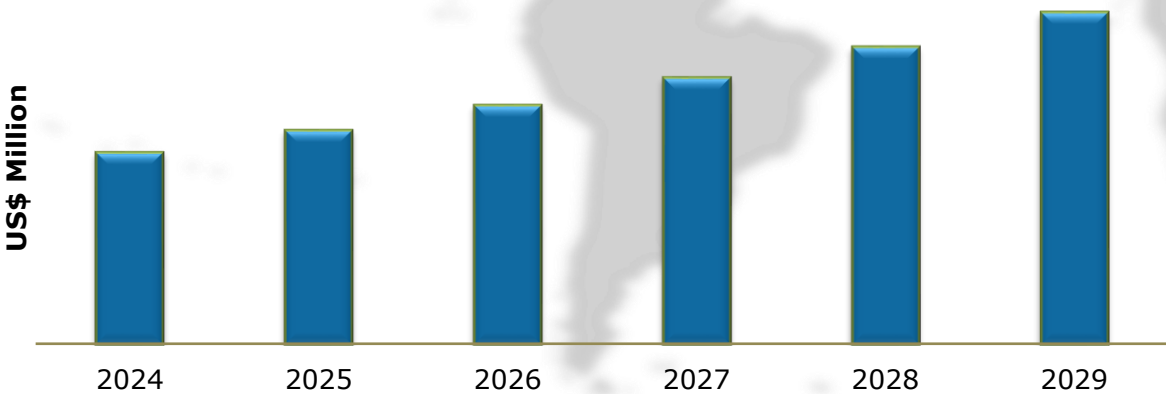
Application	CAGR
	(2024-2029)
Beverages	xx%
Food	xx%
Others	xx%

Global Can Seamers Market: Regional Analysis

North America Can Seamers Market by Value



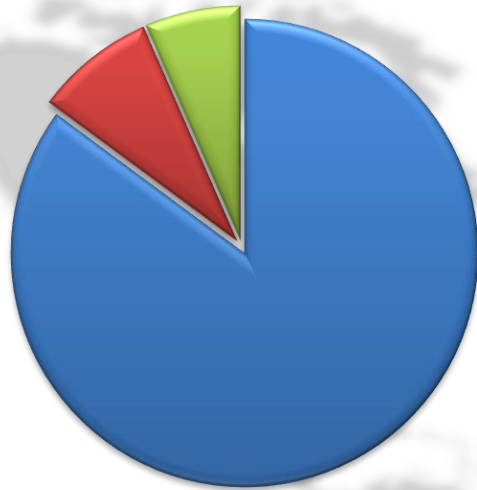
Asia Pacific Can Seamers Market by Value



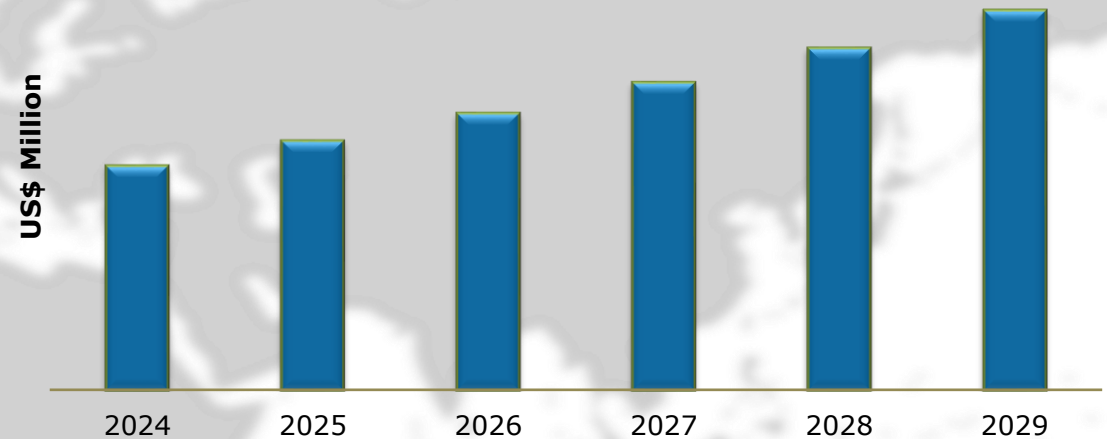
Region	CAGR
	(2024-29)
North America	xx%
Europe	xx%
Asia Pacific	xx%
Rest of the World	xx%

North America Can Seamers Market: Analysis

North America Can Seamers Market by Region; 2023



The US Can Seamers Market by Value



Region	Share	CAGR (2024-29)
The US	xx%	xx%
Canada	xx%	xx%
Mexico	xx%	xx%

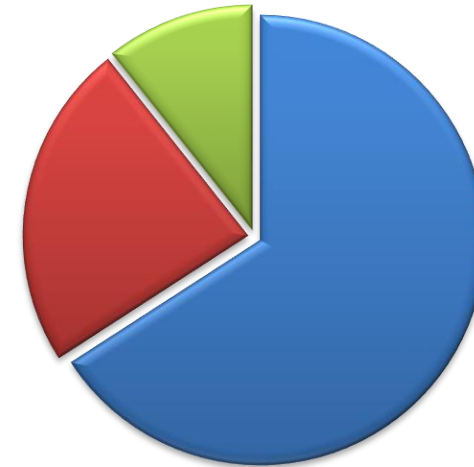
North America Can Seamers Market: Analysis

North America Can Seamers Market by Product Type; 2023



Product Type	Share (2023)	CAGR (2024-2029)
Automatic	xx%	xx%
Semi-automatic	xx%	xx%

North America Can Seamers Market by Application; 2023



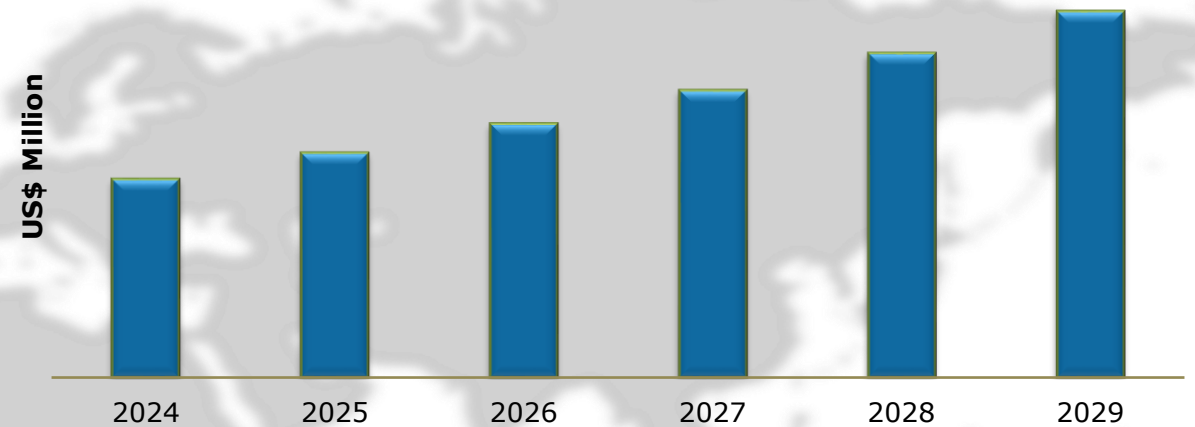
Application	Share (2023)	CAGR (2024-29)
Beverages	xx%	xx%
Food	xx%	xx%
Others	xx%	xx%

Europe Can Seamers Market: Analysis

Europe Can Seamers Market by Region; 2023



France Can Seamers Market by Value



Region	Share	CAGR (2024-29)
Germany	xx%	xx%
UK	xx%	xx%
France	xx%	xx%
Italy	xx%	xx%
Spain	xx%	xx%
Rest of Europe	xx%	xx%

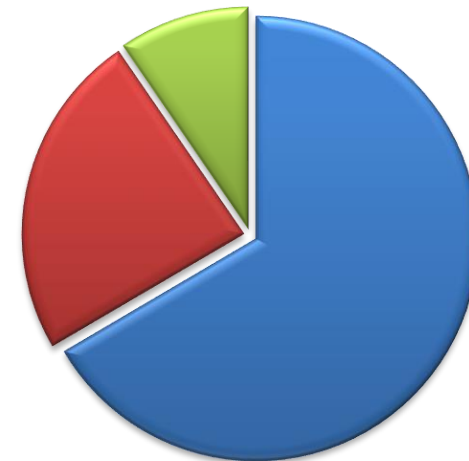
Europe Can Seamers Market: Analysis

Europe Can Seamers Market by Product Type; 2023



Product Type	Share (2023)	CAGR (2024-2029)
Automatic	xx%	xx%
Semi-automatic	xx%	xx%

Europe Can Seamers Market by Application; 2023



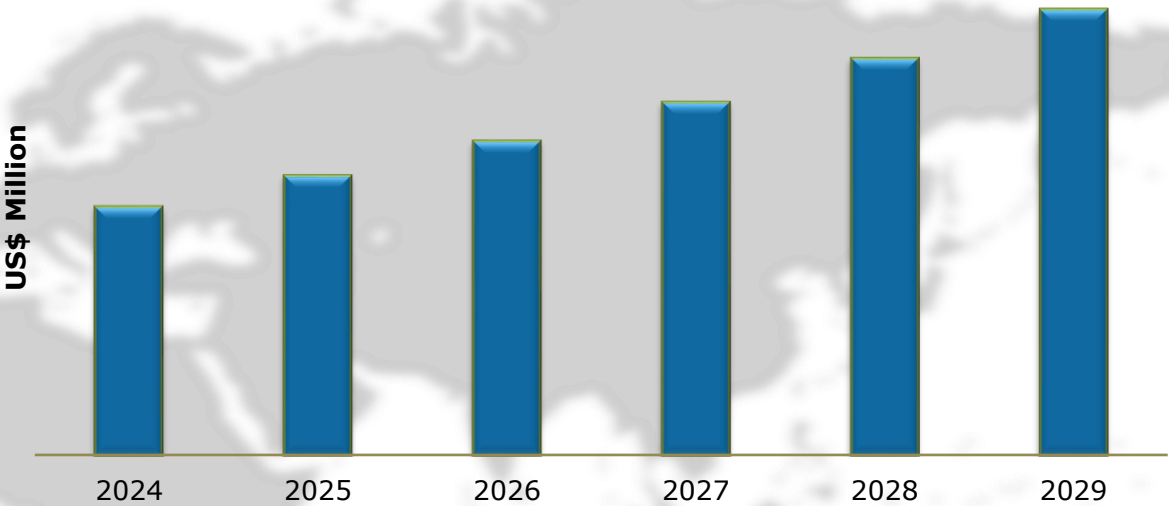
Application	Share (2023)	CAGR (2024-29)
Beverages	xx%	xx%
Food	xx%	xx%
Others	xx%	xx%

Asia Pacific Can Seamers Market: Analysis

Asia Pacific Can Seamers Market by Region; 2023



China Can Seamers Market by Value



Region	Share	CAGR
		(2024-29)
China	xx%	xx%
India	xx%	xx%
Japan	xx%	xx%
South Korea	xx%	xx%
Rest of Asia Pacific	xx%	xx%

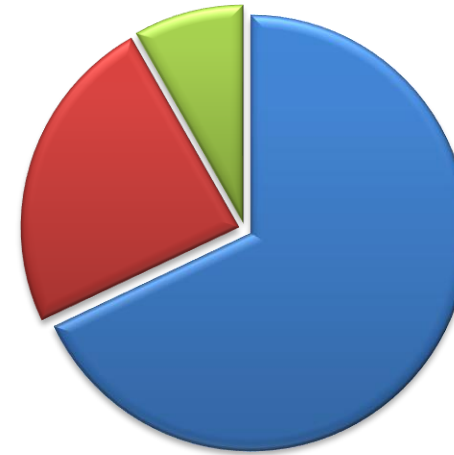
Asia Pacific Can Seamers Market: Analysis

Asia Pacific Can Seamers Market by Product Type; 2023



Product Type	Share (2023)	CAGR (2024-2029)
Automatic	xx%	xx%
Semi-automatic	xx%	xx%

Asia Pacific Can Seamers Market by Application; 2023



Application	Share (2023)	CAGR (2024-29)
Beverages	xx%	xx%
Food	xx%	xx%
Others	xx%	xx%

Global Can Seamers Market: Dynamics



Global Can Seamers Market: Competitive Landscape

Players Profiled

- Pneumatic Scale Angelus
- The Ferrum Group
- JBT Corporation
- CFT S.p.A.
- Innovus Engineering
- Dixie Canner Co.
- JK Somme
- Ezquerro Group
- SHIN I MACHINERY WORKS CO., LTD.
- Bubber Machine Tools
- Montajes Conserveros de Galicia S.L.
- Swiss Can Machinery AG
- Dyetech Equipment Group, Inc.