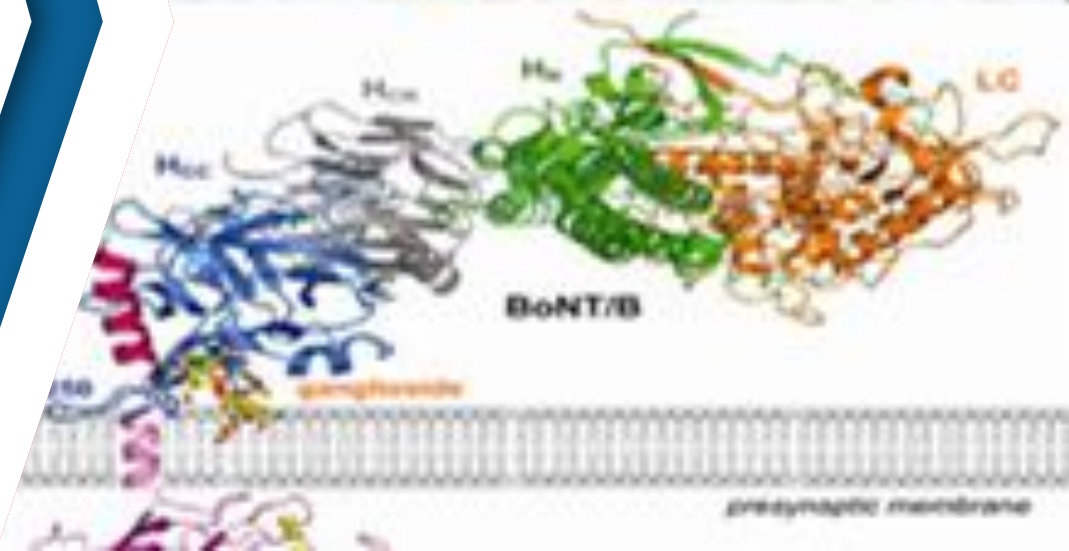


Global Botulinum Toxin Market: Size, Trends & Forecasts (2017-2021)

January 2017



Global Botulinum Toxin Market: Coverage

Executive Summary and Scope

Introduction/Market Overview

Global Market Analysis

Regional Market Analysis

Dynamics

Competitive Landscape

Company Profiling

Global Botulinum Toxin Market: Coverage

Scope of the Report

Attributes	Details
Title	Global Botulinum Toxin Market: Size, Trends & Forecasts (2017-2021)
Coverage	Global and Regional
Regional Coverage	The US, Europe, Japan, Asia (excluding Japan), Korea
Market Influencing Variables	Growth Drivers, Challenges, Market Trends
Forecast Period of Market	2017-2021
Competition in the Market	Dominated
Key Players	Allergan Plc., Ipsen, Revance Therapeutics, Inc.

Global Botulinum Toxin Market

Executive Summary

Botulinum toxin is provided by a kind of bacteria called as clostridium botulinum, a gram-positive anaerobic bacterium. Botulinum toxin is fragmented into seven separate neurotoxins and used in therapeutic and aesthetic procedures. It is utilized as a part of relatively every sub-forte of pharmaceutical and for restorative reason for briefly lessening glabellar temple glare lines. The different botulinum toxins have singular potencies, and care is required to guarantee appropriate apply and avoid medication errors.

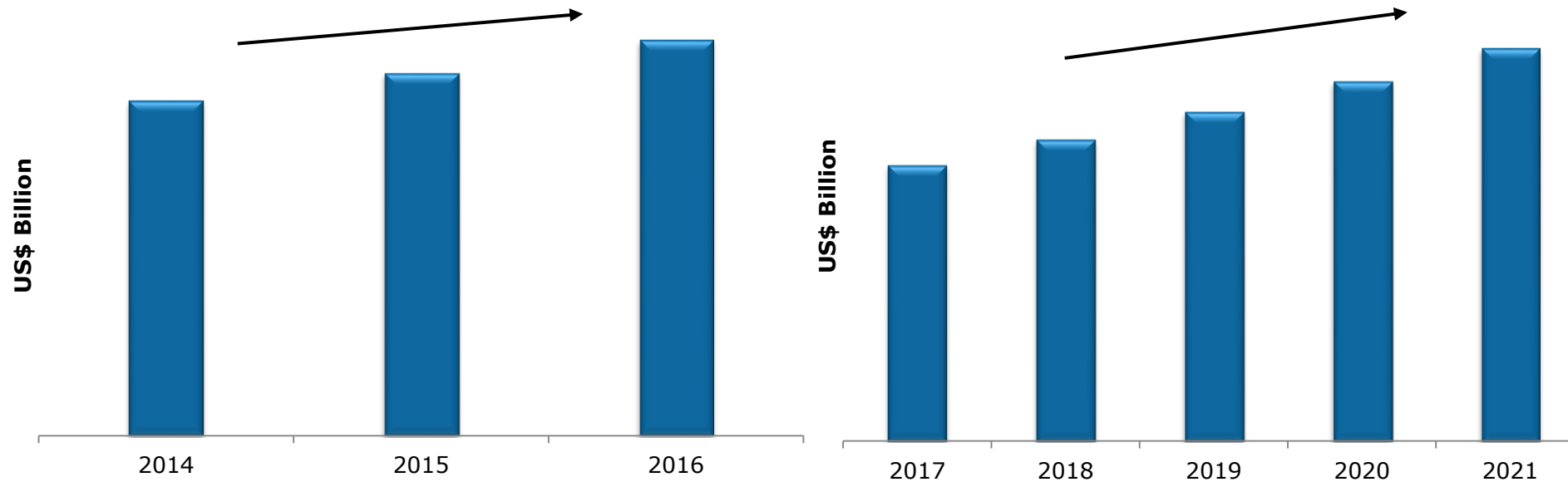
The global botulinum toxin market has increased at a significant annual growth rate in 2016 as compared to the preceding year 2015 and projections are made that the market would rise in the next five years i.e. 2017-2021 tremendously.

The upsurge in the market was due to various factors such as increased patient comfort, shorter procedure times and immediate results. The market can be segmented on the basis of application as therapeutics and cosmetic/aesthetic, of which therapeutics govern the market.

The major growth drivers for the botulinum toxin market are: ageing population, escalating numbers of surgeons, upsurge in facial aesthetics procedures, rising alternative of non-surgical procedures, increasing healthcare spending in emerging markets. Despite the market is governed by various growth drivers, there are certain challenges faced by the market such as potential health risk associated with botulinum toxin and botulinum toxins as bio-terror threat.

Botulinum Toxin Market: Global Analysis

Global Botulinum Toxin Market by Value



CAGRs	
2014-2016	xx%
2017-2021	xx%

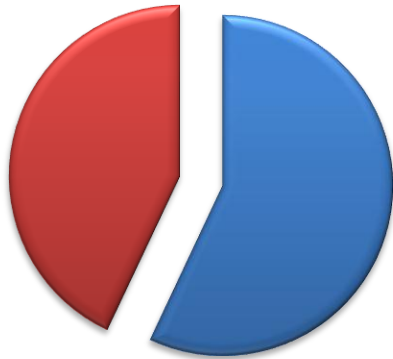
The global botulinum toxin market reached US\$... billion in 2016, as compared to US\$... billion in 2015. The global botulinum toxin market has increased by ...% over the year 2015-2016. The botulinum market is anticipated to reach to US\$... billion in 2021, indicating a growth as compared to US\$...billion in 2017. The market is expected to propagate at a CAGR of ...% over the years 2017 to 2021.

Botulinum Toxin Market: Global Analysis

Global Botulinum Toxin Market by Region; 2016



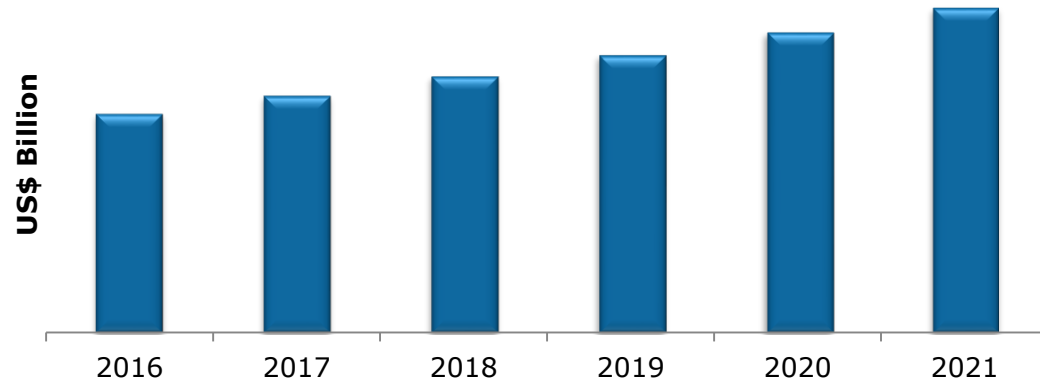
Global Botulinum Toxin Market by Application; 2016-2021



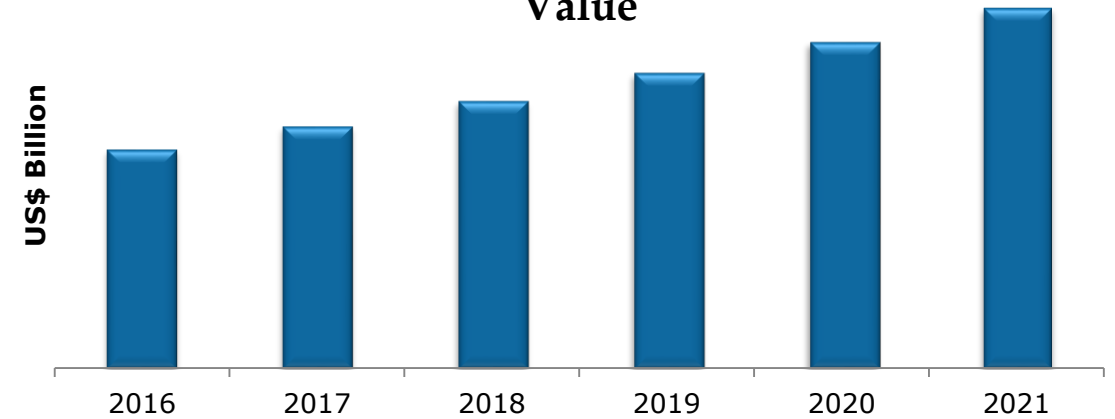
Application	Share	CAGRs
Therapeutic	xx%	xx%
Cosmetic/ Aesthetic	xx%	xx%

Botulinum Toxin Market: Application Analysis

Therapeutic Botulinum Toxin Market by Value



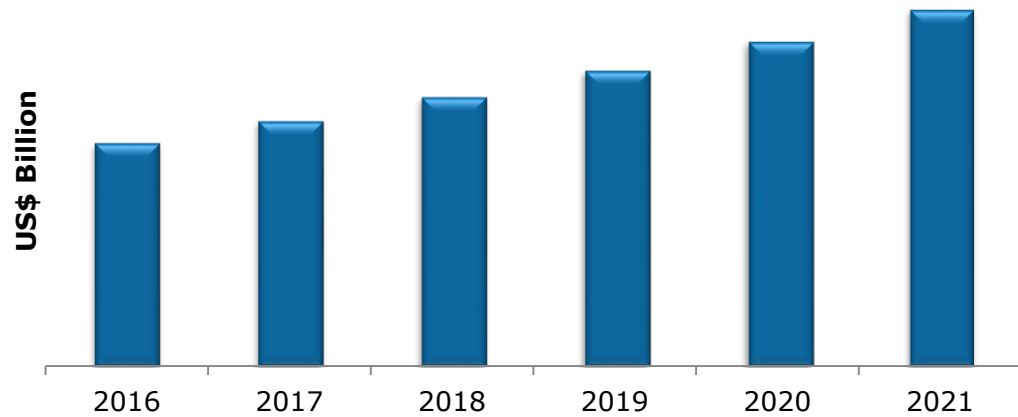
Cosmetic/Aesthetic Botulinum Toxin Market by Value



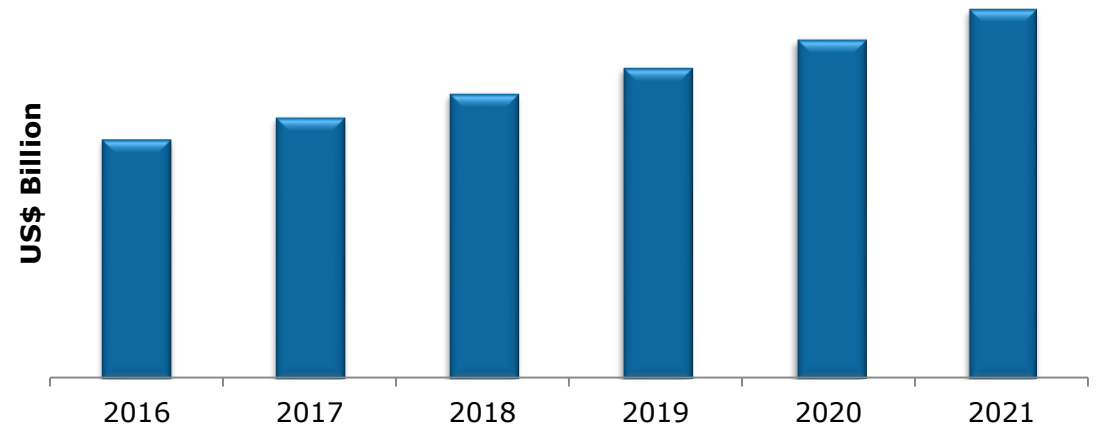
Application	CAGR
	2016-2021
Therapeutic Botulinum Toxin	xx%
Cosmetic/Aesthetic Botulinum Toxin	xx%

Botulinum Toxin Market: Product Analysis

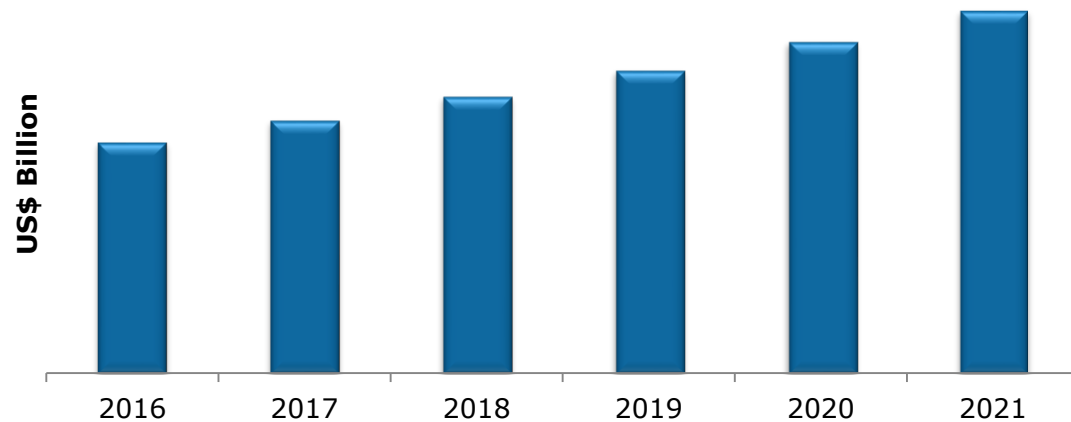
Botox Market by Value



Dysport Market by Value



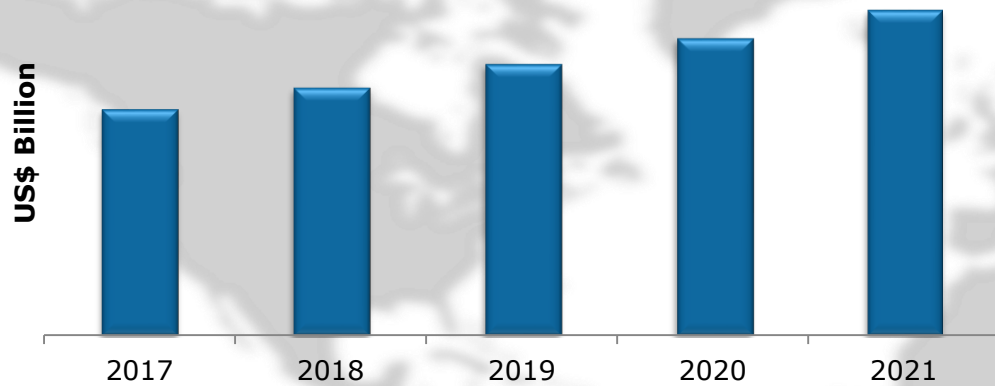
Xeomin Market by Value



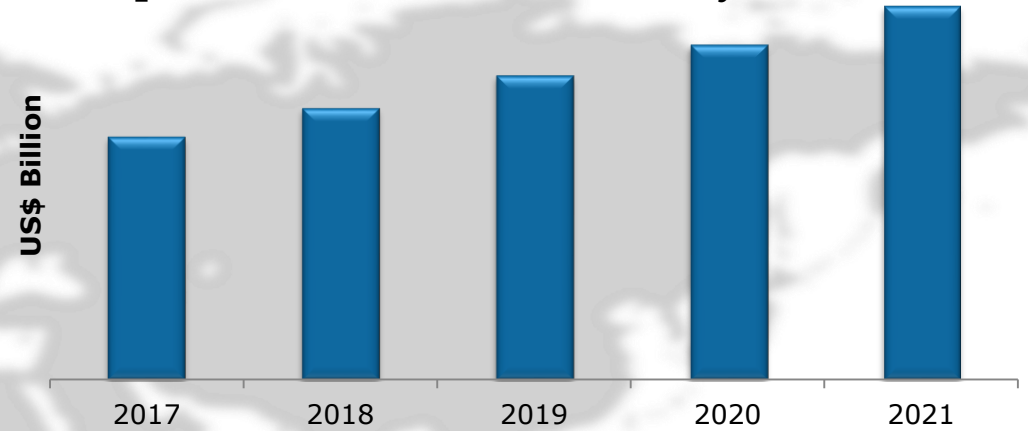
Products	CAGR
	2016-2021
Botox	xx%
Dysport	xx%
Xeomin	xx%

Botulinum Toxin Market: Regional Analysis

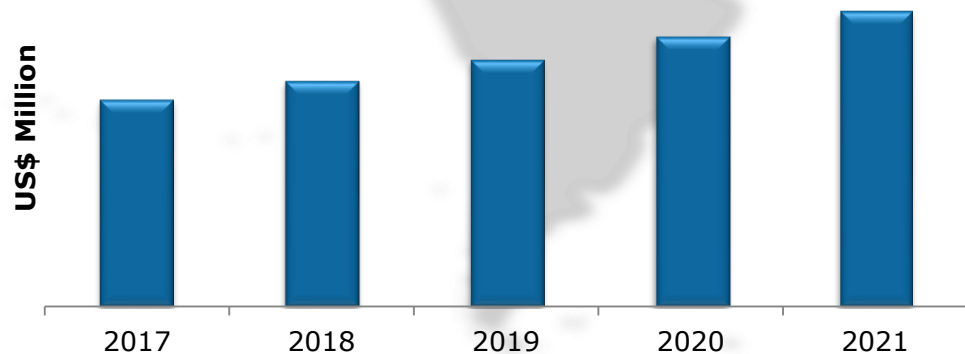
The US Botulinum Toxin Market by Value



Europe Botulinum Toxin Market by Value

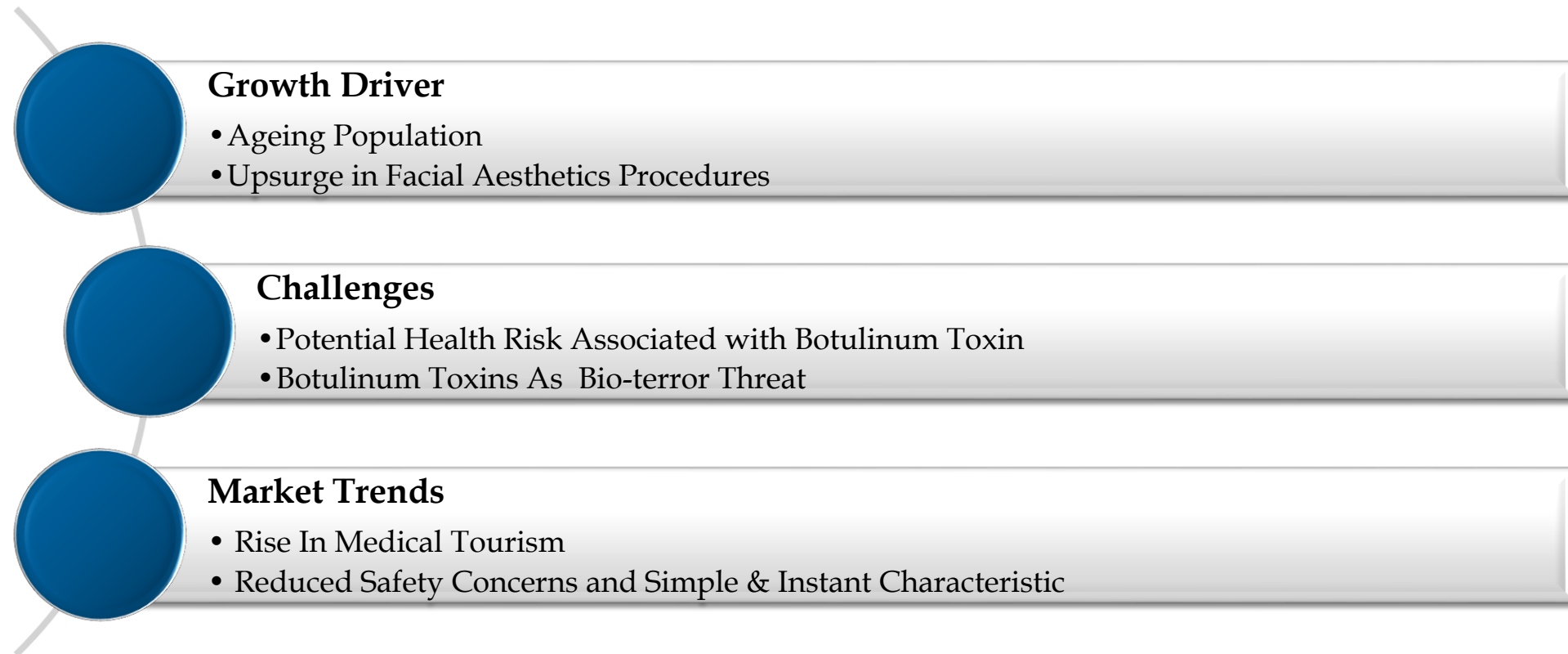


Japan Botulinum Toxin Market by Value



Region	CAGR
	2017-2021
The US	xx%
Europe	xx%
Japan	xx%
Asia (excluding Japan)	xx%
Korea	xx%

Botulinum Toxin Market: Dynamics



Botulinum Toxin Market: Competitive Landscape

Players Profiled

- Allergan Plc. 
- Ipsen 
- Revance Therapeutics, Inc. 

Note: The graphs on this slide are only for sample representation.