

The US Onychomycosis Market: Size, Trends & Forecasts (2019-2023)

August 2019



The US Onychomycosis Market: Coverage

Executive Summary and Scope

Introduction/Market Overview

Global Market Analysis

The US Market Analysis

Competitive Landscape

Company Profiles

The US Onychomycosis Market: Coverage

Scope of the Report

Attributes	Details
Title	The US Onychomycosis Market: Size, Trends & Forecasts (2019-2023)
Coverage	Global and the US
Forecast Period of Market	2019-2023
Competition in the Market	Fragmented
Key Players	Bausch Health Companies (Formerly Valeant Pharmaceuticals), Pfizer Inc., Novartis AG, Johnson & Johnson

The US Onychomycosis Market

Executive Summary

Onychomycosis is a condition of fungal nail infection. Onychomycosis begins in the nail bed and progresses to the nail plate, causing the nail to become discolored, deformed, and even separated from the nail bed. Onychomycosis has a significant chance of reoccurrence. Of all the nail abnormalities in the world, around 50% are the case of onychomycosis. In most of the cases it occurs in the toenails. Onychomycosis is not a life threatening disease but, may persist or worsen if not treated.

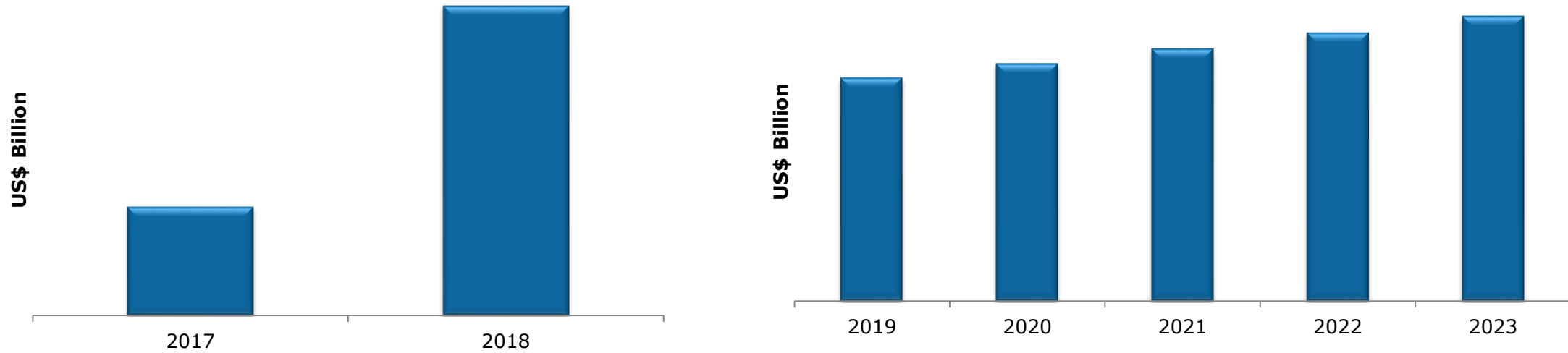
Symptoms of onychomycosis are changes in appearance of the nail, interference with standing, walking, and exercising, pain, discomfort, etc. The causative pathogens of onychomycosis include dermatophytes (most common), Candida, and nondermatophytic molds.

There are five types of Onychomycosis: Distal Subungual Onychomycosis, White superficial onychomycosis, Proximal subungual onychomycosis, Endonyx onychomycosis and Candidal onychomycosis. Two types of treatments are available of onychomycosis: Oral Treatment and Topical Treatment. Oral treatment includes: Terbinafine, Itraconazole, etc. and topical treatment includes Kerydin, Jublia, etc. Nonpharmacologic approaches are also there, which includes the following: Laser treatment, Photodynamic therapy, etc.

The US onychomycosis market is forecasted to grow at a healthy growth rate during the forecast period (2019-2023). The US onychomycosis market is supported by various growth drivers, such as rising per capita healthcare expenditure, increasing diabetic patients, ageing population, introduction of new drugs, etc. Yet, the market faces certain challenges, such as, reimbursements, low awareness, side effects, etc.

Nail Care Market: Global Analysis

Global Nail Care Market by Value



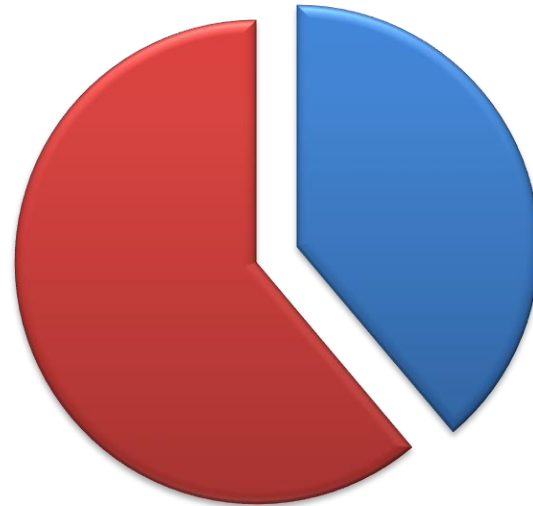
CAGRs

2019-2023

xx%

Nail Care Market: Global Analysis

Global Nail Care Market by Segments; 2018

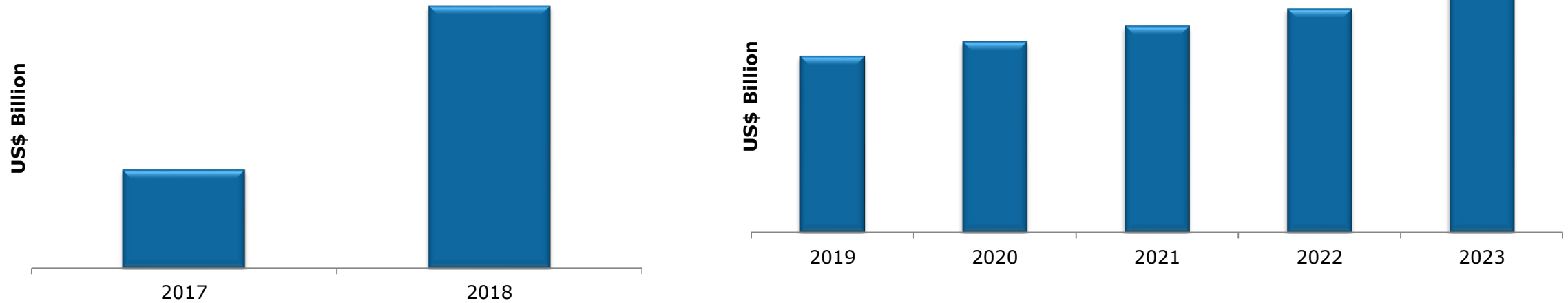


Antifungal medications & non
pharmacologic approaches for
onychomycosis xx%

Other Nail Care Products, xx%

Onychomycosis Market: Global Analysis

Global Onychomycosis Market by Value



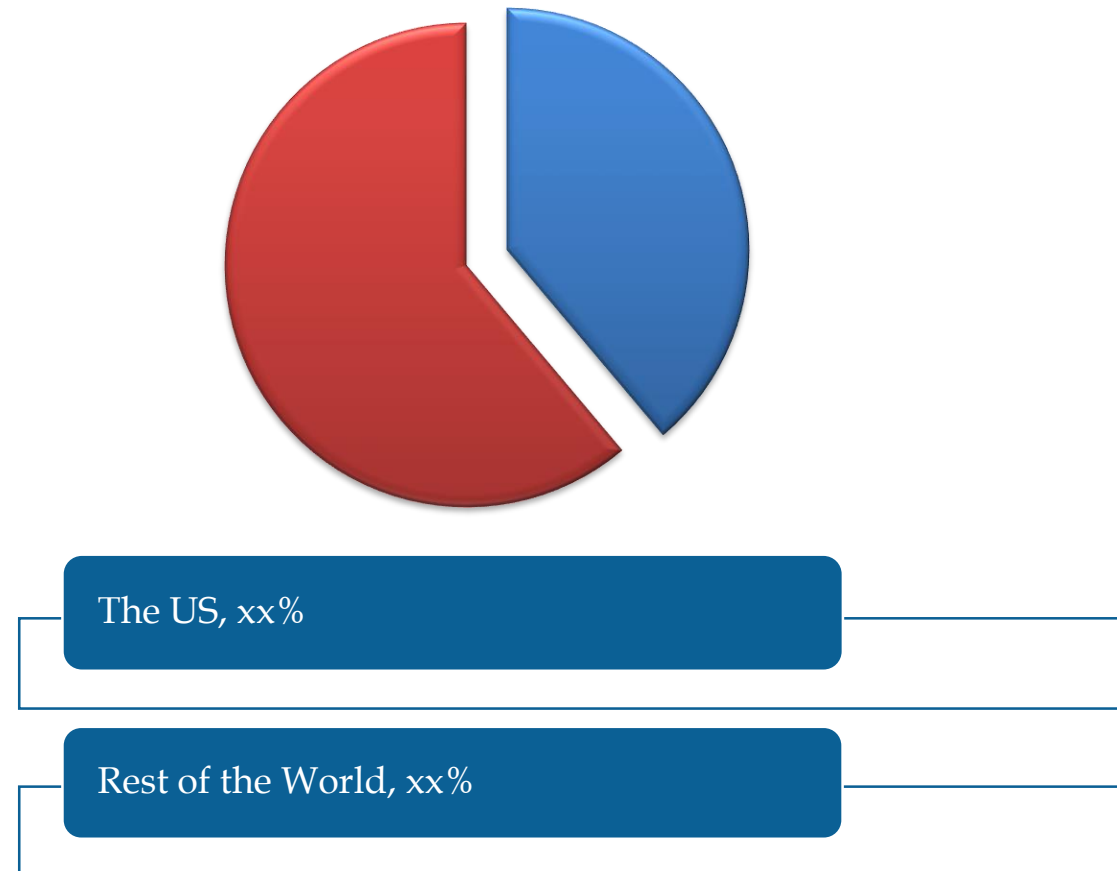
CAGRs

2019-2023

xx%

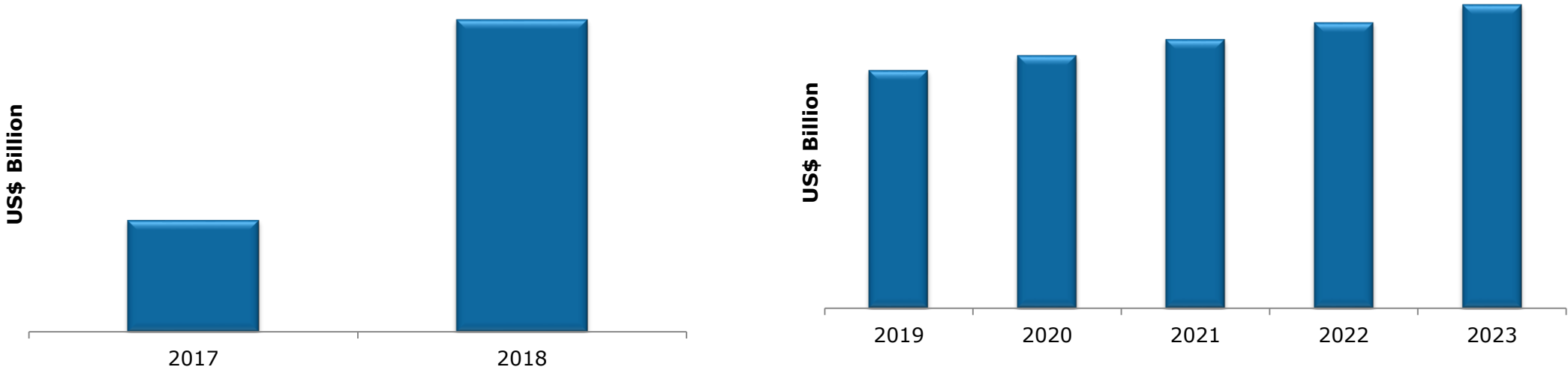
Onychomycosis Market: Global Analysis

Onychomycosis Market by Countries; 2018



Onychomycosis Market: US Analysis

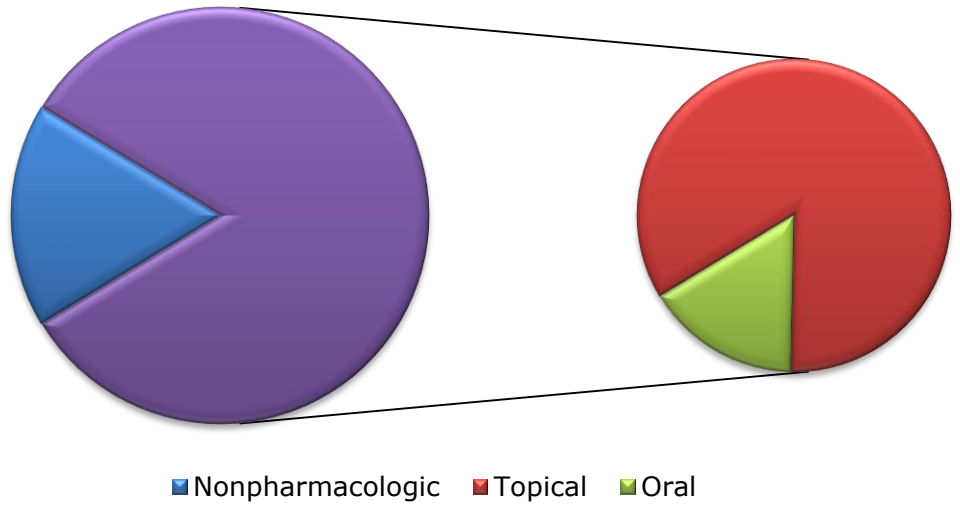
The US Onychomycosis Market by Value



CAGRs	
2019-2023	xx%

Onychomycosis Market: US Analysis

The US Onychomycosis Market by Type of Treatment;
2018

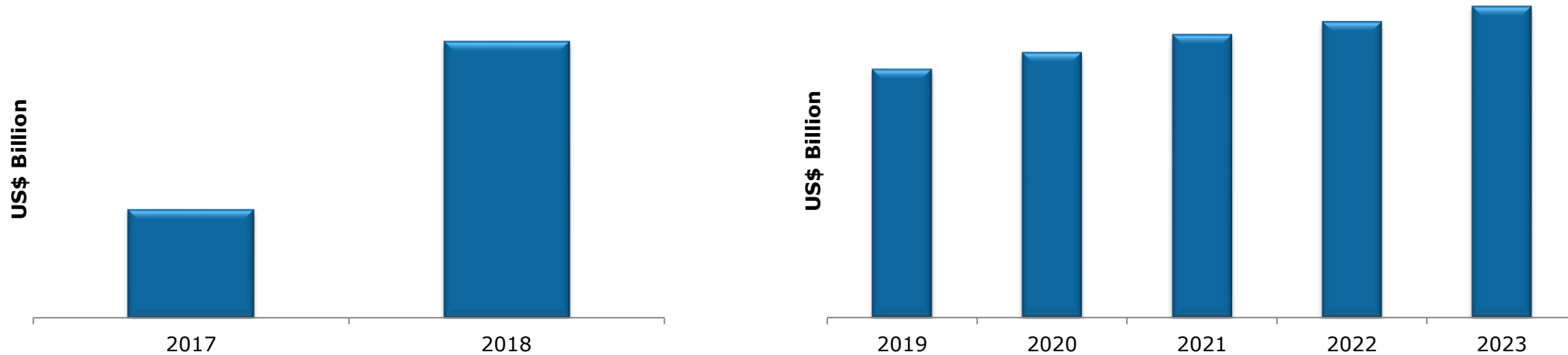


Pharmacological, xx%
Topical, xx%
Others

Non-Pharmacological, xx%

The US Onychomycosis Market: Type of Treatment Analysis

The US Topical Onychomycosis Market by Value



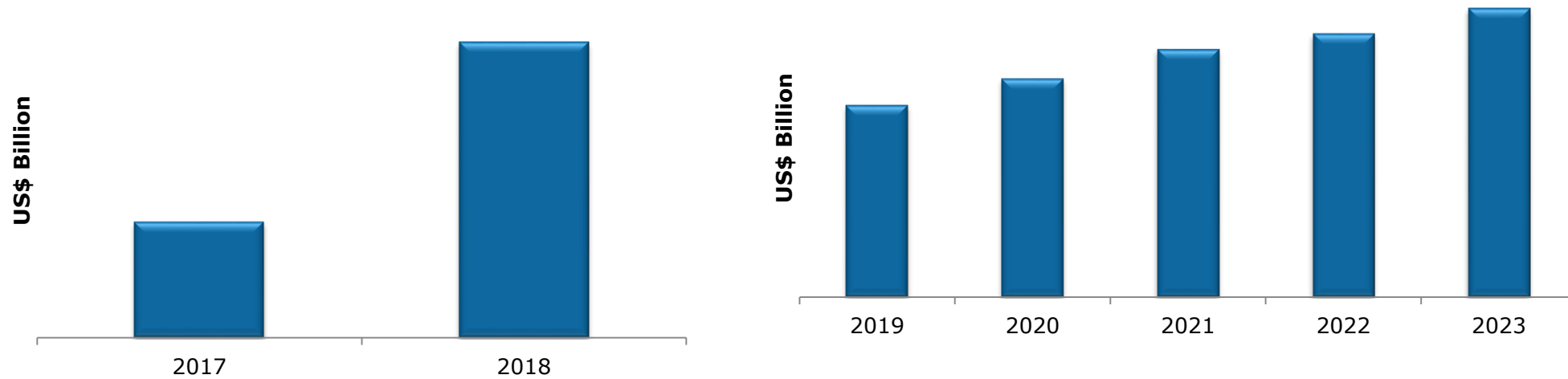
CAGRs

2019-2023

xx%

The US Onychomycosis Market: Type of Treatment Analysis

The US Oral Onychomycosis Market by Value



CAGRs

2019-2023

xx%

The US Onychomycosis Market: Drug Availability Analysis

The US Pharmacological Onychomycosis Market by Drug Availability; 2018

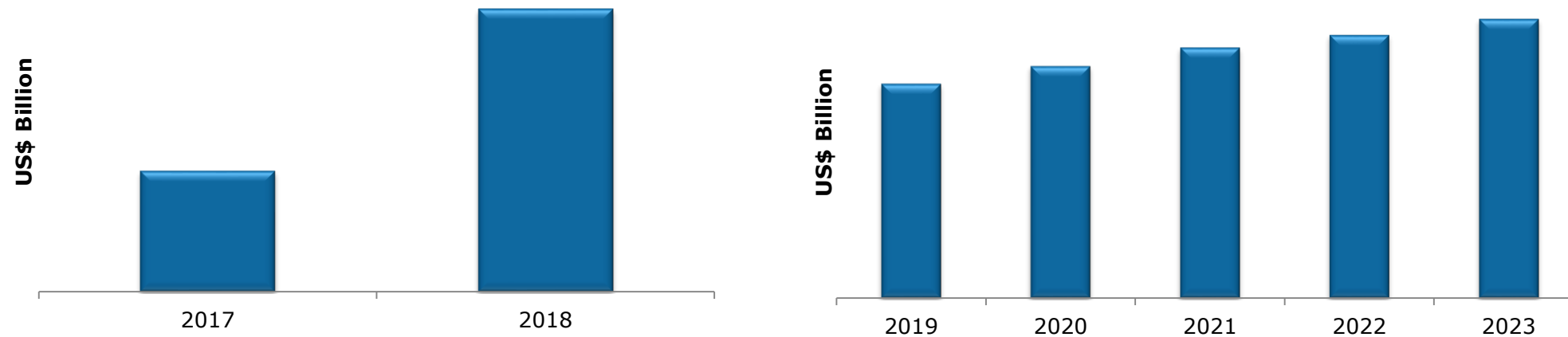


Prescription, xx%

Over the Counter (OTC), xx%

The US Onychomycosis Market: Prescription Drugs Analysis

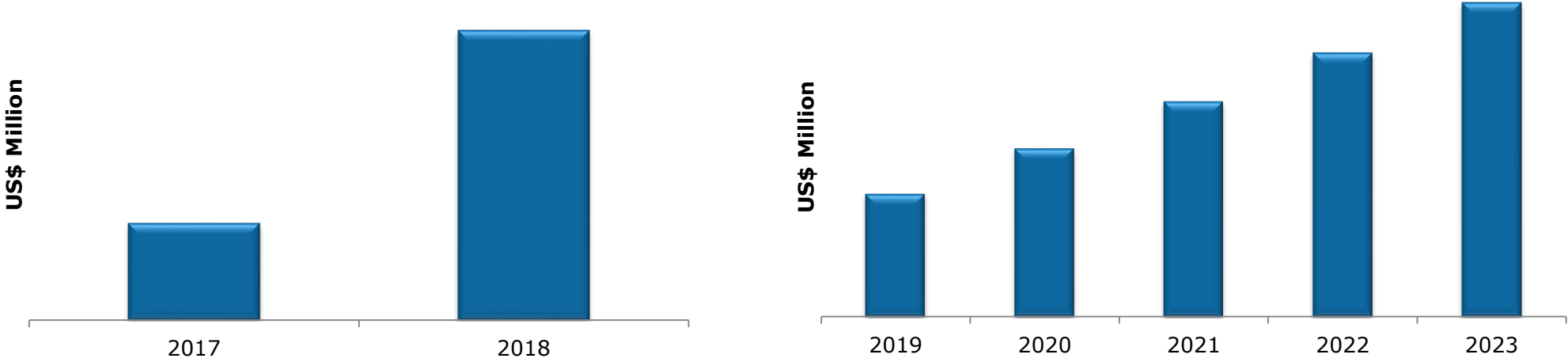
The US Prescription Onychomycosis Market by Value



CAGRs	
2019-2023	xx%

The US Onychomycosis Market: Over the Counter Drugs Analysis

The US Over the Counter Onychomycosis Market by Value



CAGRs	
2019-2023	xx%

The US Onychomycosis Market: Competitive Landscape

Players Profiled

- Bausch Health Companies (Formerly Valeant Pharmaceuticals)



- Pfizer Inc.



- Johnson & Johnson



- Novartis AG



Note: The above graphs are for pictorial representation only