

GCC Food Market: Analysis By Category
(Cereals, Fruits, Vegetables, Dairy, Meat
and Others), By Region (Saudi Arabia,
UAE, Oman, Kuwait, Qatar and Bahrain)
Size and Trends with Impact of COVID-19
and Forecast up to 2028

January 2024



GCC Food Market: Coverage

Executive Summary and Scope

Introduction/Market Overview

GCC Market Analysis

GCC Regional Market Analysis

Impact of COVID-19

Dynamics

Competitive Landscape

Company Profiling

GCC Food Market: Coverage

Scope of the Report

Attributes	Details
Title	GCC Food Market: Analysis By Category (Cereals, Fruits, Vegetables, Dairy, Meat and Others), By Region (Saudi Arabia, UAE, Oman, Kuwait, Qatar and Bahrain) Size and Trends with Impact of COVID-19 and Forecast up to 2028
Coverage	GCC
Regional Coverage	Saudi Arabia, UAE, Oman, Kuwait, Qatar and Bahrain
Market Influencing Variables	Growth Drivers, Challenges, Market Trends
Forecast Period of Market	2023-2028
Competition in the Market	Fragmented
Key Players	Agthia Group PJSC, Al Islami Foods, Mezzan Holding Co. KSCP, Almarai Co., National Agriculture Development Company, Saudi Dairy & Foodstuff Company, Trafco Group B.S.C, Al Ain Farms, Widam Food Co., IFFCO International Foodstuffs Co. LLC, Barakat Group and Oman Foodstuff Factory LLC

GCC Food Market: Coverage

Executive Summary

GCC typically refers to the Gulf Cooperation Council, a political and economic alliance of six Middle Eastern countries – Bahrain, Kuwait, Oman, Qatar, Saudi Arabia, and the United Arab Emirates. The food in this region is a delightful blend of flavors, reflecting the rich cultural heritage and the availability of diverse ingredients. GCC food market by consumption is expected to reach 59.64 million MT by 2028, growing at a CAGR of 2.90% during the forecast period of 2023-2028. GCC food market by production in 2022 stood at 17.35 million MT. The GCC Food market holds immense potential for growth and innovation due to its strategic location and the region's burgeoning population. Consumer preferences are changing in the region in terms of seeking more value for money, demanding healthier alternatives and convenience both in terms of food (snacking, ready-to-go food) and availability (online shopping).

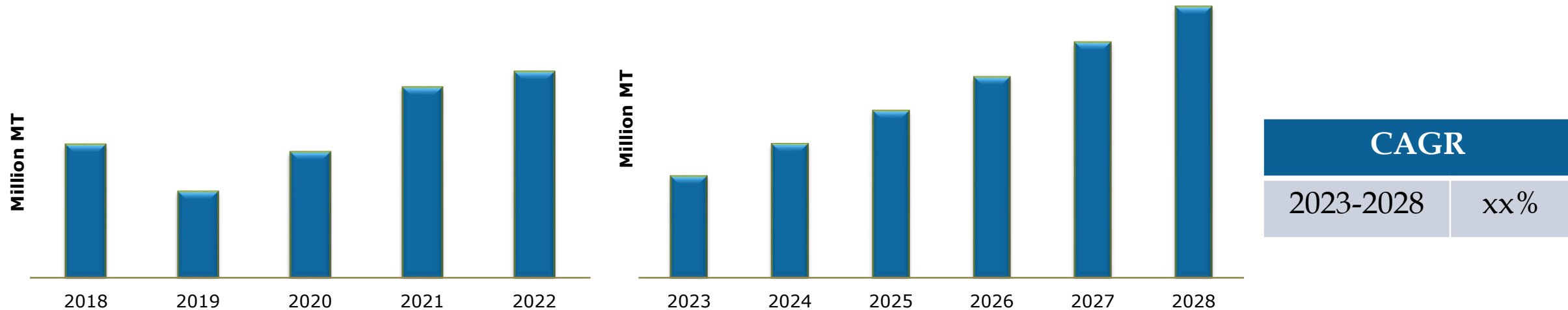
GCC food market can be segmented based on category (Cereals, Fruits, Vegetables, Milk, Meat and others). Among various categories, cereals have remained the most consumed food category in the GCC, as cereals are staple food for Arabs and expatriates, while vegetables segment is expected to register fastest CAGR. Whereas, fruits accounted for the highest share in total food production in the region. Further, the GCC food market is segmented based on six regions (Bahrain, Kuwait, Oman, Qatar, Saudi Arabia, and the United Arab Emirates). Saudi Arabia is the largest consumer and producer of food due to favorable demographic and economic profile.

The COVID-19 epidemic had a negative impact on GCC food market. The GCC food market has been affected by supply chain disruptions, reduced tourist visits, and changing consumer behavior. The GCC nations are particularly vulnerable due to their reliance on imported food, making them vulnerable to unstable international markets. However, as things started to normalize post pandemic, the F&B Industry has gone back to gaining a stronger foothold and is looking forward to rising incomes, growing young population, and normalization of tourism to boost its growth.

GCC food market, in terms of both, consumption and production has increased in 2022. The projections are made that the market would rise in the next five years i.e. 2023-2028 tremendously. GCC food market is expected to increase due to favorable demographics, rising GDP, amplified disposable income, rising tourism activity, expanding food service sector, urbanization, etc. Yet the market faces some challenges such as harsh climatic conditions and supply chain vulnerabilities, etc. Moreover, the market growth would succeed to various market trends like, growing awareness of healthy eating, rising demand for organic food, technological advancements and continued government support etc.

GCC Food Market: Consumption Analysis

GCC Food Market by Consumption



GCC Food market by consumption stood at ... million MT in 2022, increased as compared to ... million MT in 2021. GCC Food market by consumption is anticipated to reach up to... million MT by 2028, at a CAGR of%, from ... million MT in 2023.

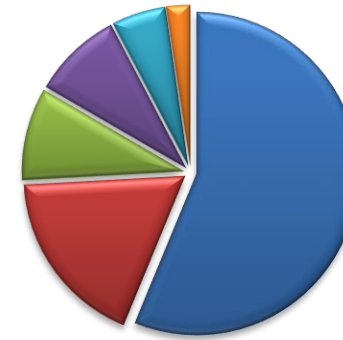
GCC Food Market: Consumption Analysis

GCC Food Market Consumption by Category; 2022



Category	Share
	(2022)
Cereals	xx%
Fruits	xx%
Vegetables	xx%
Dairy	xx%
Meat	xx%
Others	xx%

GCC Food Market Consumption by Region; 2022

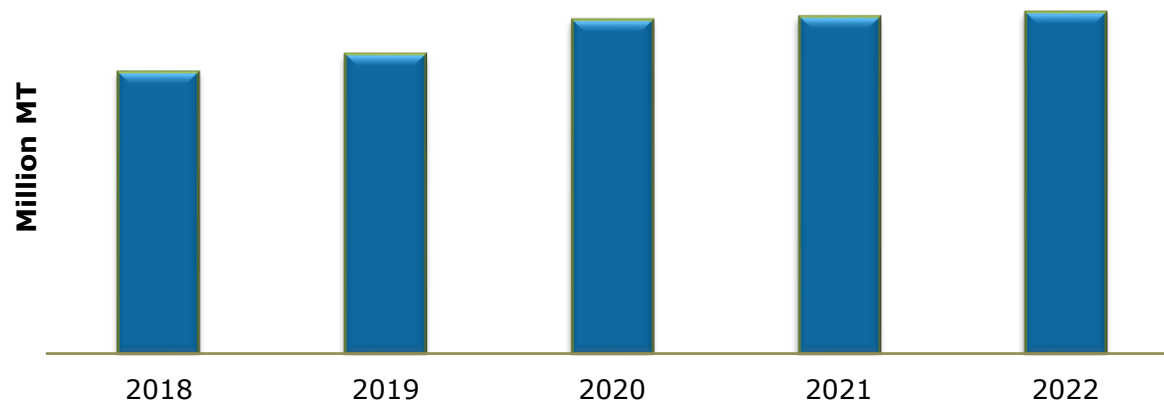


Region	Share
	(2022)
Saudi Arabia	xx%
UAE	xx%
Oman	xx%
Kuwait	xx%
Qatar	xx%
Bahrain	xx%



GCC Food Market: Production Analysis

GCC Food Market by Production



GCC Food market by production stood at ... million MT in 2022, increased as compared to ... million MT in 2021.

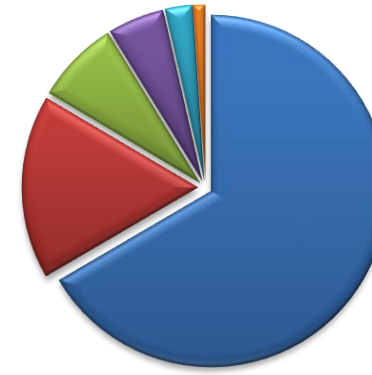
GCC Food Market: Production Analysis

GCC Food Market Production by Category; 2022



Category	Share
	2022
Cereals	xx%
Fruits	xx%
Vegetables	xx%
Dairy	xx%
Meat	xx%
Others	xx%

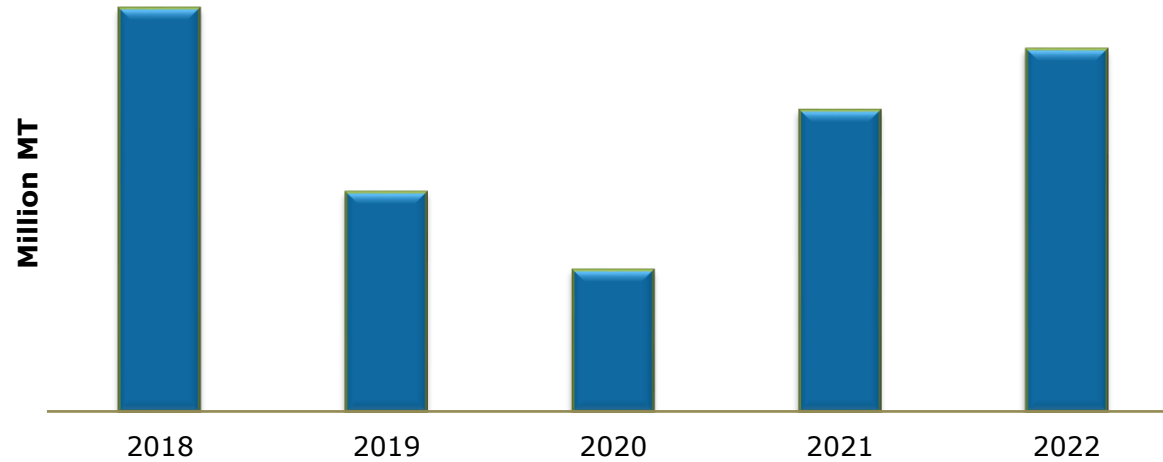
GCC Food Market Production by Region; 2022



Region	Share
	2022
Saudi Arabia	xx%
UAE	xx%
Oman	xx%
Kuwait	xx%
Qatar	xx%
Bahrain	xx%

GCC Food Market: Import Analysis

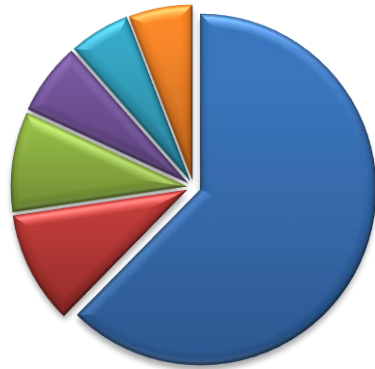
GCC Food Market by Import



GCC food market by import stood at ... million MT in 2022, increased as compared to ... million MT in 2021.

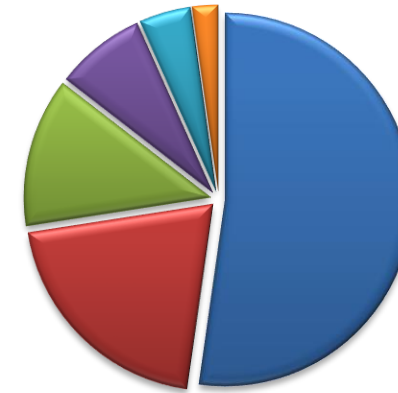
GCC Food Market: Import Analysis

GCC Food Market Import by Category; 2022



Category	Share
	(2022)
Cereals	xx%
Fruits	xx%
Vegetables	xx%
Dairy	xx%
Meat	xx%
Others	xx%

GCC Food Market Import by Region; 2022

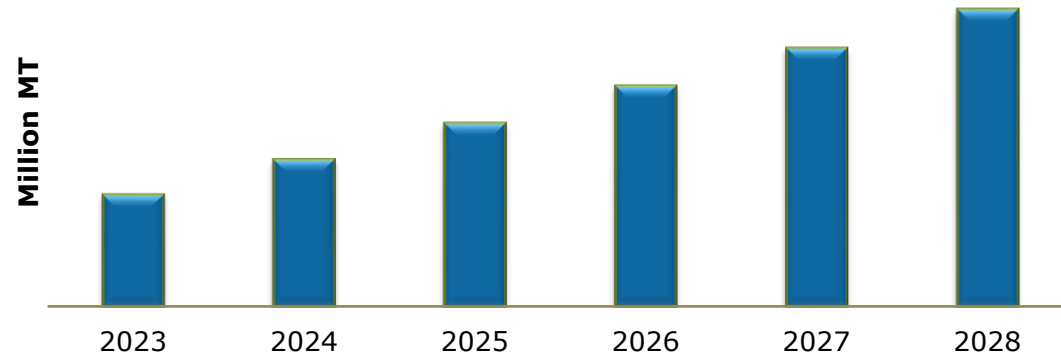


Region	Share
	(2022)
Saudi Arabia	xx%
UAE	xx%
Oman	xx%
Kuwait	xx%
Qatar	xx%
Bahrain	xx%

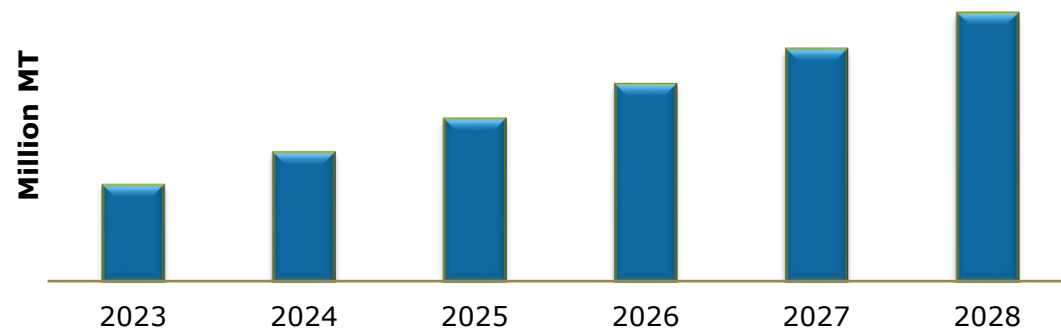


GCC Food Market: Category Analysis

GCC Cereals Market by Consumption



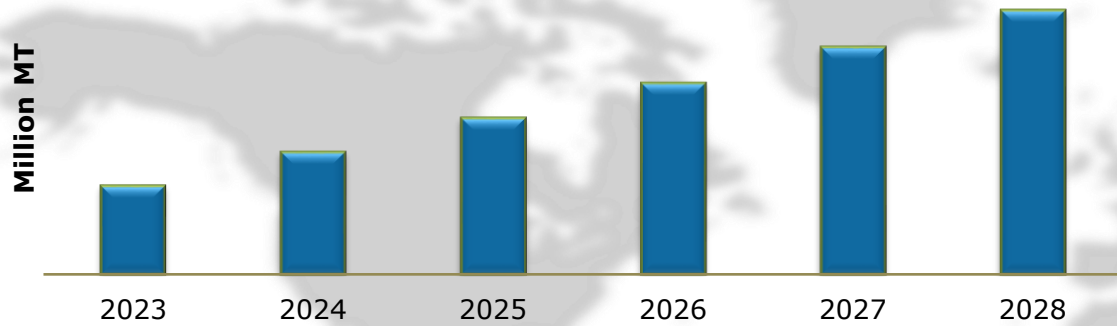
GCC Fruits Market by Consumption



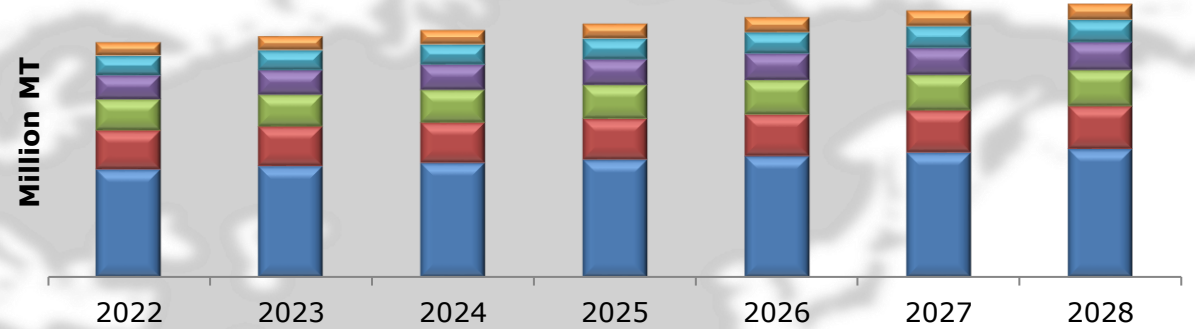
Category	CAGR
	(2023-2028)
Cereals	xx%
Fruits	xx%
Vegetables	xx%
Meat	xx%
Milk	xx%
Others	xx%

Saudi Arabia Food Market: Analysis

Saudi Arabia Food Market by Consumption; 2023-28



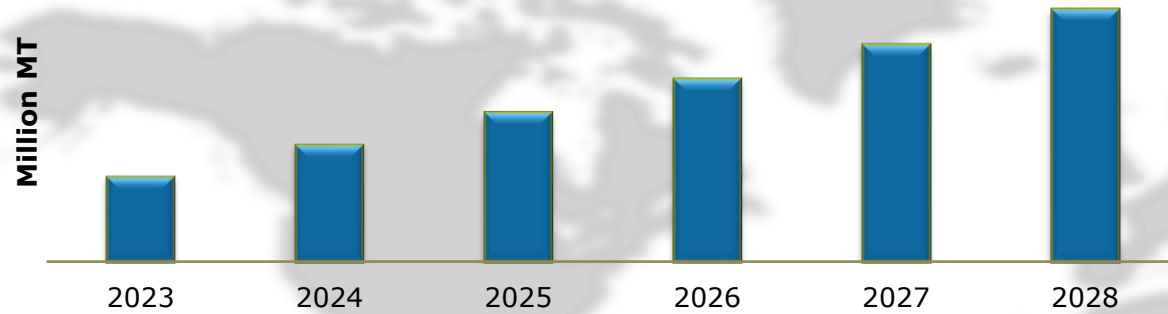
Saudi Arabia Food Market Categories by Consumption; 2022-28



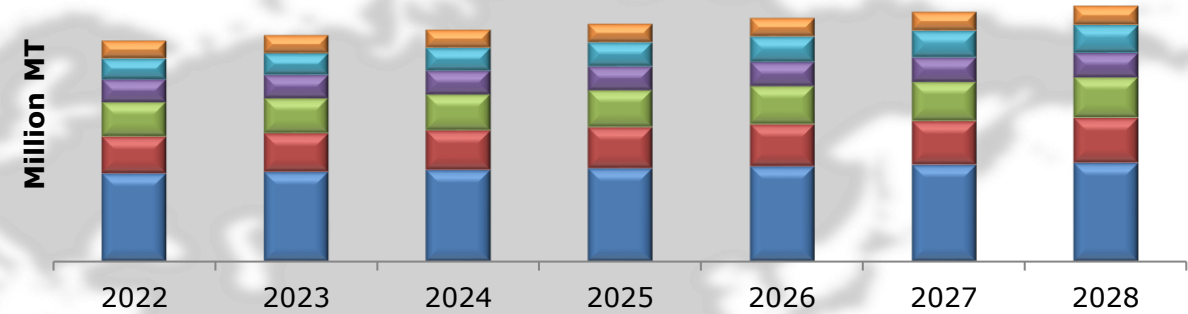
Category	Share (2022)	CAGR (2023-2028)
Cereals	xx%	xx%
Fruits	xx%	xx%
Milk	xx%	xx%
Vegetables	xx%	xx%
Meat	xx%	xx%
Others	xx%	xx%

UAE Food Market: Analysis

UAE Food Market by Consumption; 2023-28



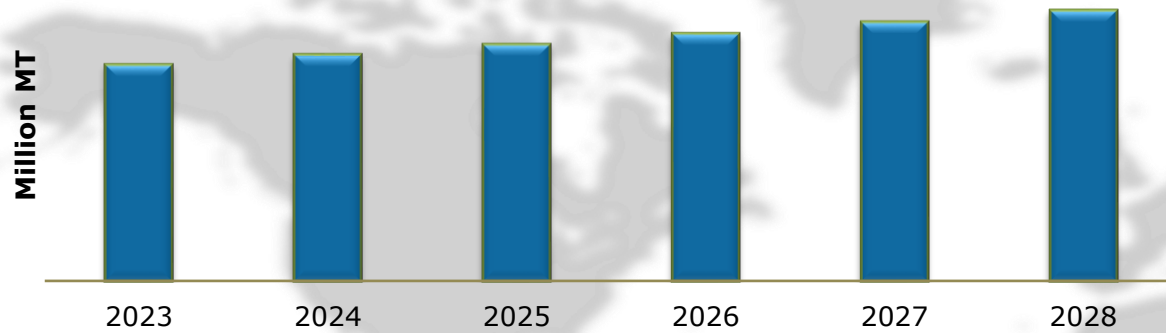
UAE Food Market Categories by Consumption; 2022-28



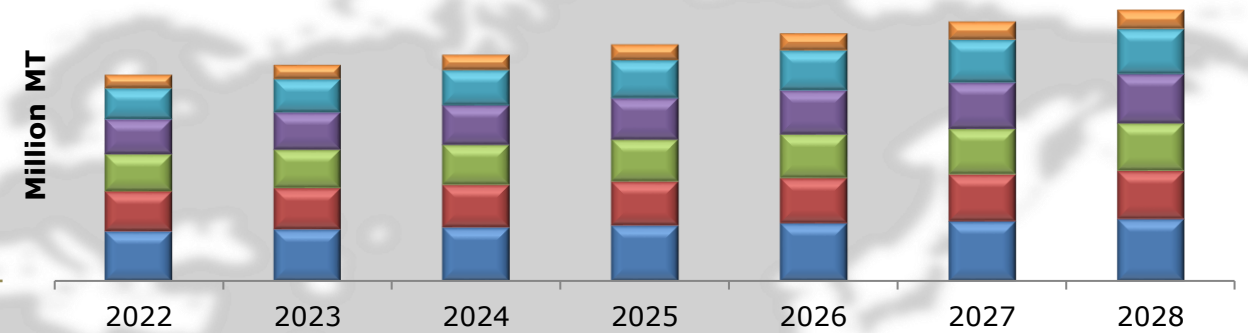
Category	Share	CAGR
	(2022)	(2023-2028)
Cereals	xx%	xx%
Fruits	xx%	xx%
Milk	xx%	xx%
Vegetables	xx%	xx%
Meat	xx%	xx%
Others	xx%	xx%

Oman Food Market: Analysis

Oman Food Market by Consumption; 2023-28



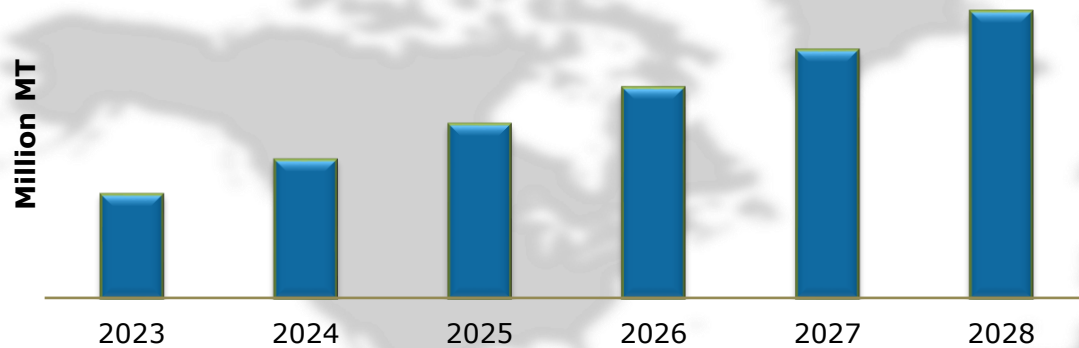
Oman Food Market Categories by Consumption; 2022-28



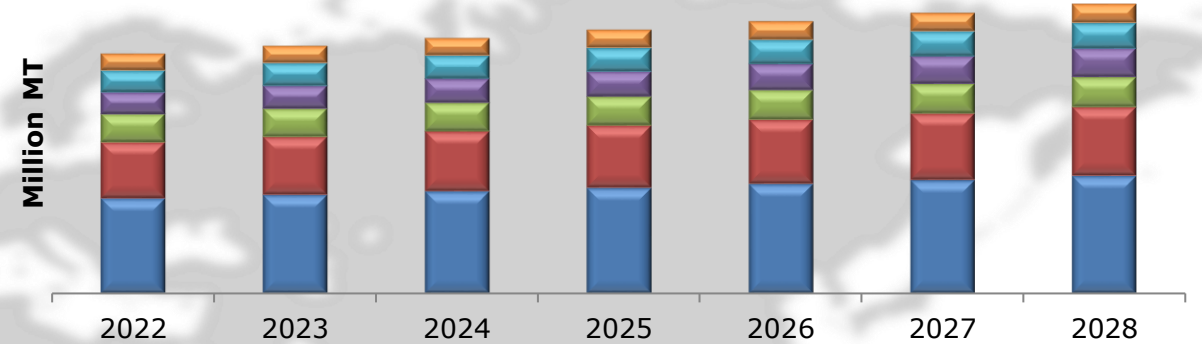
Category	Share (2022)	CAGR (2023-2028)
Cereals	xx%	xx%
Fruits	xx%	xx%
Milk	xx%	xx%
Vegetables	xx%	xx%
Meat	xx%	xx%
Others	xx%	xx%

Kuwait Food Market: Analysis

Kuwait Food Market by Consumption; 2023-28



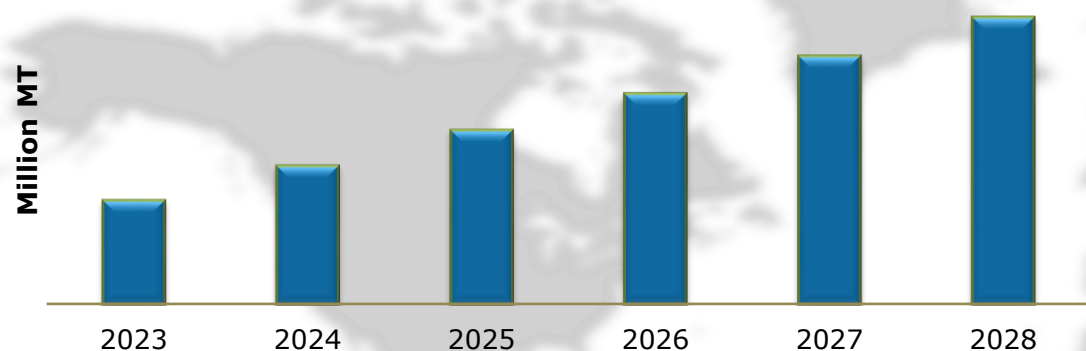
Kuwait Food Market Categories by Consumption; 2022-28



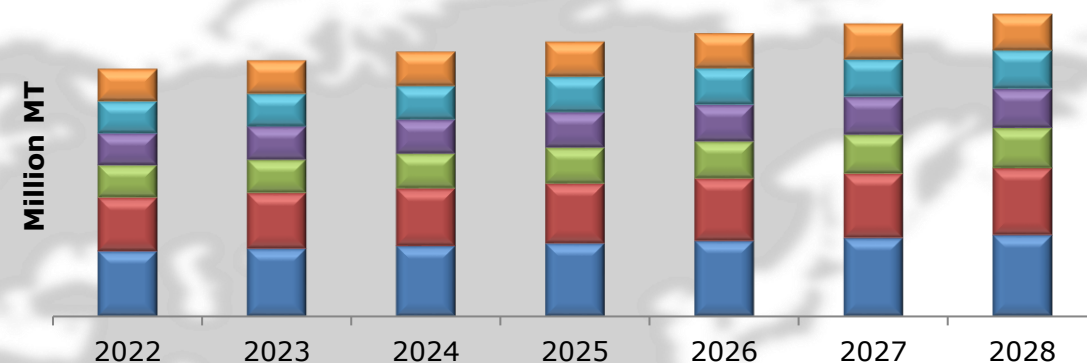
Category	Share (2022)	CAGR (2023-2028)
Cereals	xx%	xx%
Fruits	xx%	xx%
Milk	xx%	xx%
Vegetables	xx%	xx%
Meat	xx%	xx%
Others	xx%	xx%

Qatar Food Market: Analysis

Qatar Food Market by Consumption; 2023-28



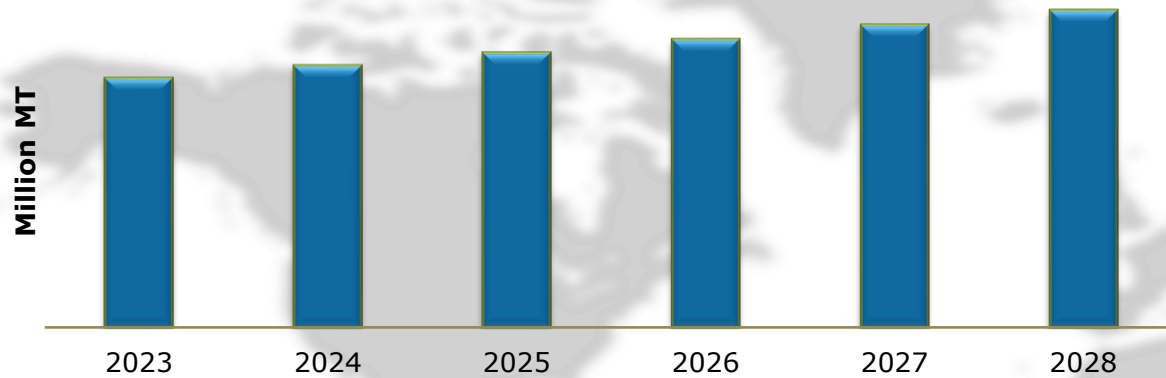
Qatar Food Market Categories by Consumption; 2022-28



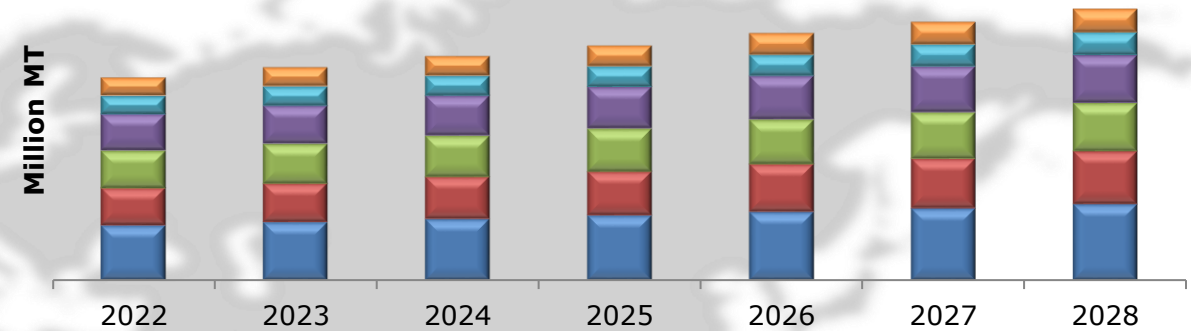
Category	Share (2022)	CAGR (2023-2028)
Cereals	xx%	xx%
Fruits	xx%	xx%
Milk	xx%	xx%
Vegetables	xx%	xx%
Meat	xx%	xx%
Others	xx%	xx%

Bahrain Food Market: Analysis

Bahrain Food Market by Consumption; 2023-28



Bahrain Food Market Categories by Consumption; 2022-28



Category	Share (2022)	CAGR (2023-2028)
Cereals	xx%	xx%
Fruits	xx%	xx%
Milk	xx%	xx%
Vegetables	xx%	xx%
Meat	xx%	xx%
Others	xx%	xx%

GCC Food Market: Dynamics



Growth Driver

- Increasing Population
- Rising GDP



Challenges

- Harsh Climatic Conditions and Limited Availability of Resources
- Supply Chain Vulnerabilities



Market Trends

- Rising Demand For Organic Foods
- Technological Advancements

GCC Food Market: Competitive Landscape

Players Profiled

- Agthia Group PJSC
- Al Islami Foods
- Mezzan Holding Co. KSCP (only Arabic)
- Almarai Co.
- National Agriculture Development Company (only Arabic)
- Saudi Dairy & Foodstuff Company
- Trafco Group B.S.C
- Al Ain Farms
- Widam Food Co. (only Arabic)
- IFFCO International Foodstuffs Co. LLC
- Barakat Group
- Oman Foodstuff Factory LLC