

# Global Coffee Market (2017-2021 Edition)

July 2017



# Global Coffee Market Report

## Scope of the Report

The report titled "Global Coffee Market (2017-2021 Edition)" provides an in-depth analysis of the global coffee market with detailed analysis of market sizing and growth, market share and economic impact of the industry. The report also provides the production and consumption analysis of the market. The report provides detailed market analysis of the global retail coffee market by value and volume along with the segments of the market.

The report provides detailed regional analysis of Brazil, Vietnam, Indonesia, Ethiopia and India. It provides the production and consumption analysis along with the export-import trend in each of the above mentioned countries

Growth of the global retail coffee market has also been forecasted for the period 2017-2021, taking into consideration the previous growth patterns, the growth drivers and the current and future trends. The competition in global coffee market is stiff and dominated by the big players like Nestle. Further, key players of the coffee market The J.M. Smucker Company, Mondelez International Inc. and Strauss Group Ltd. are also profiled with their financial information.

## Country Coverage

The US  
Western Europe  
Brazil  
Vietnam  
Indonesia  
Ethiopia  
India

## Company Coverage

The J.M. Smucker Company  
Mondelez International Inc.  
Strauss Group Ltd.

# Global Coffee Market Report

## Executive Summary

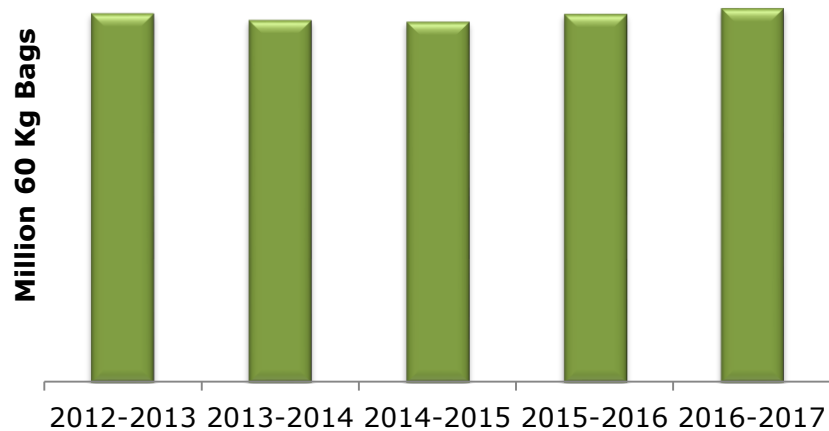
Coffee is one of the world most popular beverages. Some claim it is the most widely consumed liquid in the world aside from water. Coffee is produced from the seeds of a small red or yellow fruit that grows on plants halfway in size between shrub and tree. The process that turns these seeds into beverage is a long and complex process, perhaps the most complex process associated with any major beverage. It is also a very labor intensive process involving a vast intercontinental collaboration that starts with the coffee grower, moves from there to the picker, then to the mill workers who meticulously remove the fruit and dry the beans, then to those who clean and grade the beans, to those who roast them, to those consumers and baristas who finally grind the beans and prepare the beverage.

The market can be segmented on the basis of end-users as retail coffee market and food services market, of which global retail coffee market displayed an increase, driving the global coffee market. The increasing consumption of coffee led by the westernization trend in India, China and Latin America drive the market in the positive direction.

The growth drivers for the global coffee market are: rise in disposable income, rapid urbanization and increase in the population along with the emergence of café culture and new consumer base. Despite the market is governed by various growth drivers, there are certain challenges faced by the market such as: aging of coffee trees, lack of government support, negative impact of climate change, price volatility and increase in production cost.

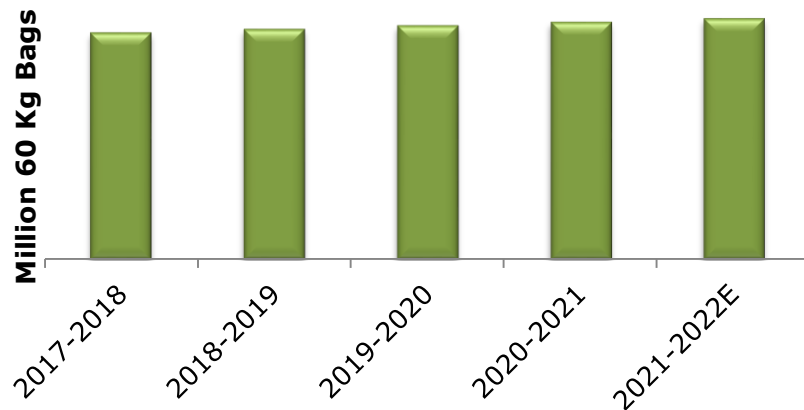
# Global Coffee Market Overview

Global Coffee Production by Volume;  
2012-2016 (Million 60 Kg Bags)

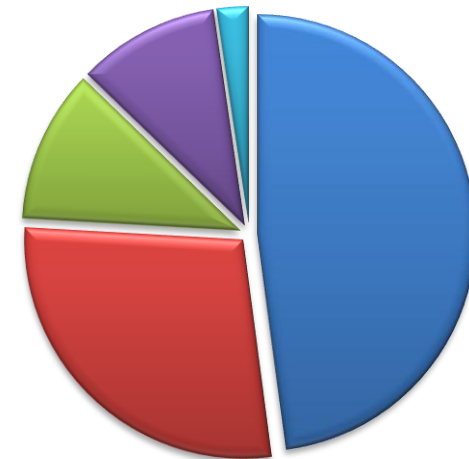


The global coffee production was ... million bags in 2016-2017 year, escalated as compared to ... million bags in 2015. The market volume increased at a CAGR of ...% over years 2012-2013 to 2016-2017. The global coffee production volume is anticipated to increase to ... million bags in 2021-2022E, as compared to ... million bags in 2020-2021. The global coffee production volume is expected to grow at a CAGR of ...% over the years 2017-2018 to 2021-2022E.

Global Coffee Production by Volume;  
2017-2022E (Million 60 Kg Bags)

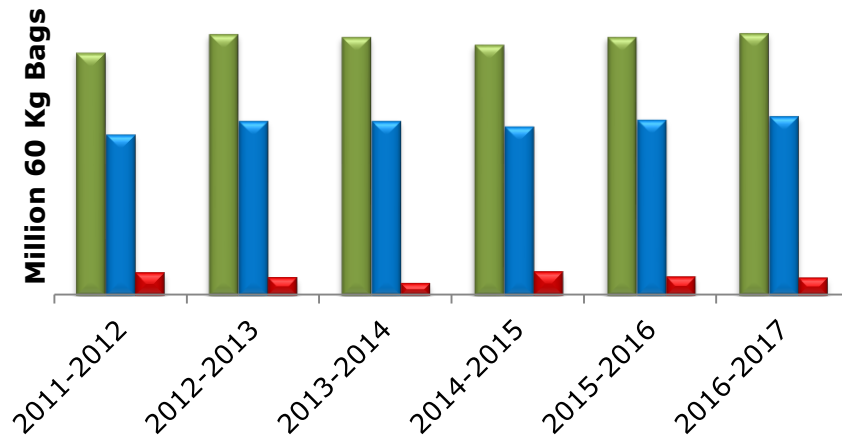


Global Coffee Production by Region; 2016

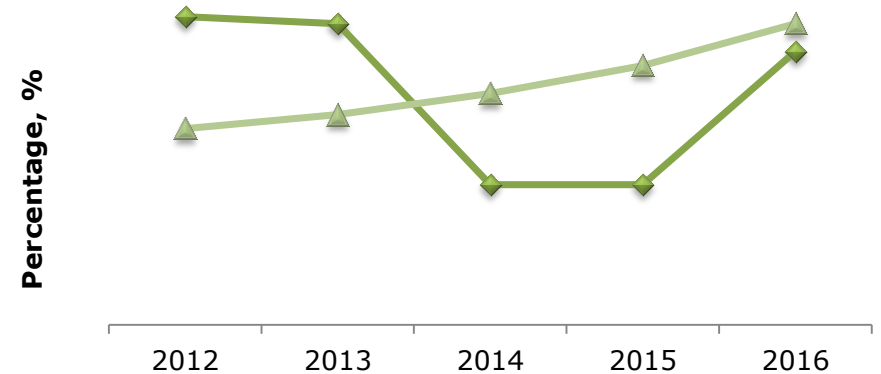


# Global Coffee Market Overview

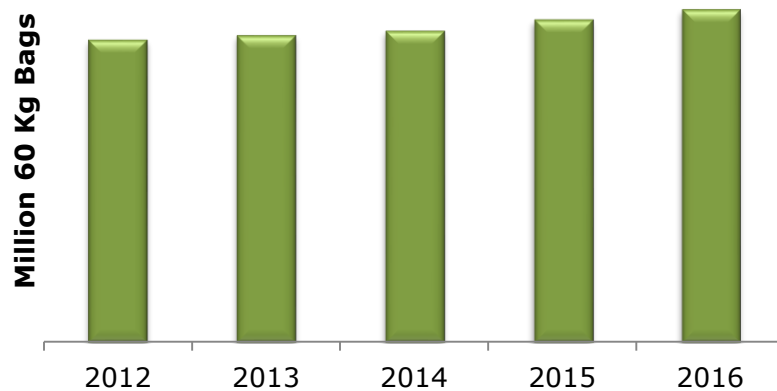
## Global Coffee Production by Types; 2012-2016 (Million 60 Kg Bags)



## Global Coffee Market Growth by Volume; 2012-2016 (Percentage, %)



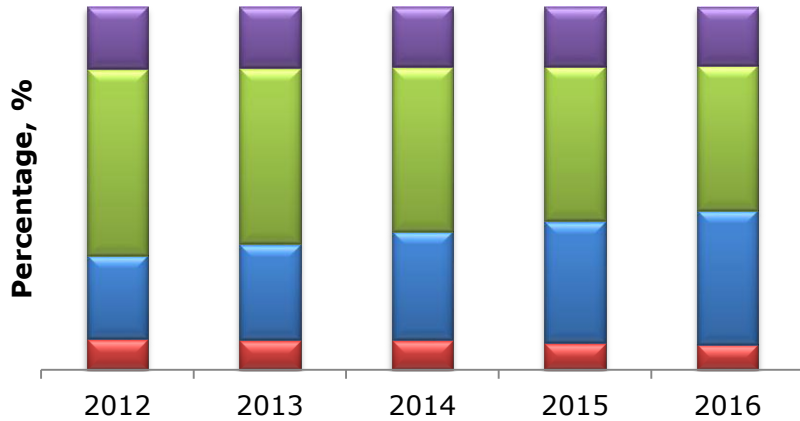
## Global Coffee Exports by Volume; 2012-2016 (Million 60 Kg Bags)



The volume of Arabica coffee production reached ... million bags in 2016-2017 from ... million bags in 2015-2016, increasing at a CAGR of ...% over the years 2011-2012 to 2016-2017. global exports volume of coffee reached ... million bags in 2016 from ... million bags in 2015 recording an increase of ...million bags.

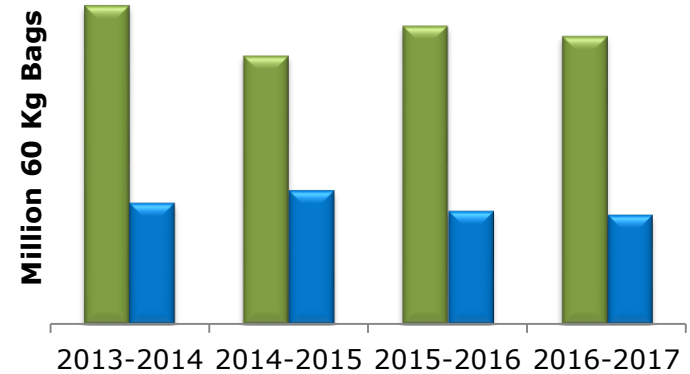
# Global Coffee Market : Regional Overview

The US and Western Europe Coffee Market by Segments; 2012-2016 (Percentage, %)



Roasted & ground coffee accounted the largest share in the US and Western Europe coffee market with ...% share in 2016. Single-Serve segment was second most popular among people after roasted & ground coffee. Single-serve comprised ...% share in 2016. Instant coffee and Beans held ...% and ...% coffee market share in 2016.

Brazil Coffee Production by Volume; 2013-2017 (Million 60 Kg Bags)



Vietnam Coffee Production by Volume; 2013-2017 (Million 60 Kg Bags)

