

Global Potash Market: Analysis By
Production Capacity, By Demand, By
Mined Production, By Product Type
(Muriate of Potash, Sulfate of Potash,
Nitrate of Potash, and Others), By
End-Use (Agriculture and Non-
Agriculture), By Form (Solid and
Liquid), By Region Size and Trends
with Impact of COVID-19 and
Forecast up to 2029

February 2024



Global Potash Market: Coverage

Executive Summary and Scope

Introduction/Market Overview

Global Market Analysis

Regional Market Analysis

Impact Of COVID 19

Dynamics

Competitive Landscape

Company Profiling

Global Potash Market: Coverage

Scope of the Report

Attributes	Details
Title	Global Potash Market: Analysis By Production Capacity, By Demand, By Mined Production, By Product Type (Muriate of Potash, Sulfate of Potash, Nitrate of Potash, and Others), By End-Use (Agriculture and Non-Agriculture), By Form (Solid and Liquid), By Region Size and Trends with Impact of COVID-19 and Forecast up to 2029
Coverage	Global and Regional
Regional Coverage	Asia Pacific, North America, Europe, and the Rest of the World
Market Influencing Variables	Growth Drivers, Challenges, Market Trends
Forecast Period of Market	2024-2029
Competition in the Market	Consolidated
Key Players	K+S AG, Nutrien, SQM, The Mosaic Company, ICL Group Ltd., Yara International ASA, Compass Minerals International, Inc., Arab Potash Company, Gensource Potash Corporation, JSC Belaruskali, EuroChem, and Uralchem Group (Uralkali)

Global Potash Market: Coverage

Executive Summary

Potash is a vital component in the realm of agriculture, playing a crucial role in fostering robust plant growth and ensuring optimal crop yields. The global potash market was valued at US\$28.83 billion in 2023. The market value is expected to reach US\$38.44 billion by 2029, growing at a CAGR of 4.91% over the projected period of 2024-2029. The global potash market mined supply stood at 44.14 million tonnes in 2023. Whereas, the global potash market production capacity stood at 71.55 million tonnes in 2023. The potash market demand is projected to rise at a CAGR of 3.2% for 2024-2029.

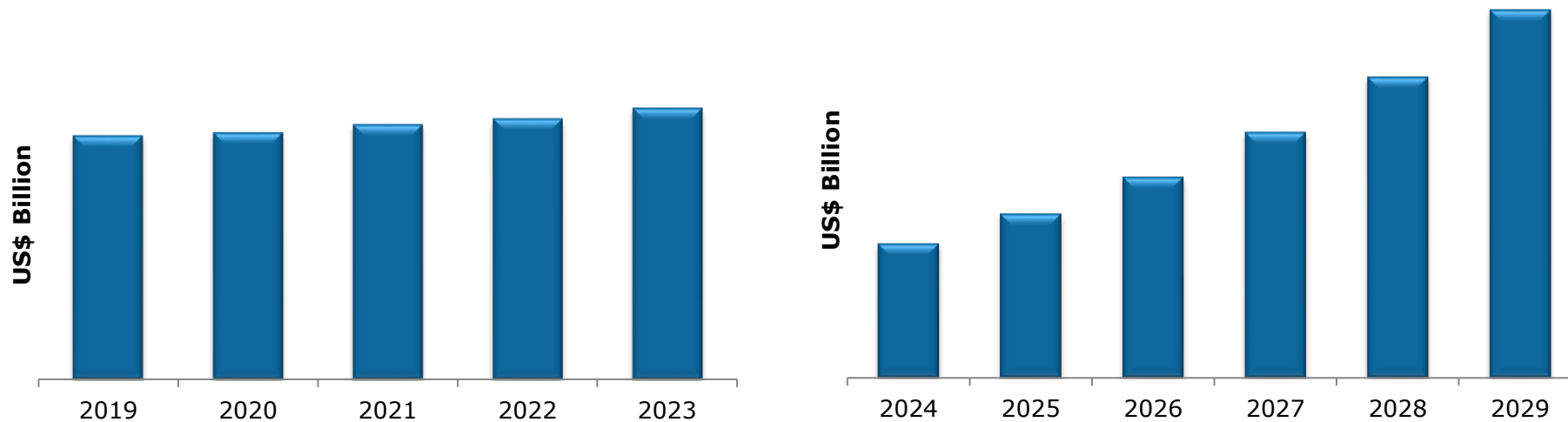
The global potash market value can be bifurcated based on product type (Muriate of Potash, Sulfate of Potash, Nitrate of Potash, and Others), end-use (Agriculture and Non-Agriculture), and form (Solid and Liquid). The Muriate of Potash held the highest share in the market. Whereas the agriculture segment is expected to be the fastest growing segment in the forecasted period. Based on region, Asia Pacific continues to dominate market size in 2022.

The potash market encountered difficulties during the early stages of the pandemic. Mined production faced challenges during the pandemic, with temporary halts and slowdowns in operations affecting output. Nevertheless, as the economy slowly returned to a resemblance of normalcy, the potash market witnessed a resurgence, resulting in a positive overall outlook for the year 2020. The post-COVID-19 period has seen a resurgence in production activities as mining operations adapted to new safety protocols. The post-COVID-19 era has prompted the global potash market to evolve, with a focus on resilience, technological advancements, and sustained demand driven by agriculture.

The global potash market observed progressive growth in the past few years and anticipations are made that during the forecasted period (2024-2029), the market will further augment at an escalating growth rate. The global potash market growth is predicted to be supported by numerous growth drivers such as growing population growth, rising per capita food consumption, shrinking arable land, economic growth, favorable government initiatives, weather conditions and climate change, and many other factors. Conversely, the market growth would be negatively impacted by various challenges such as price volatility, high production cost, competitive alternatives, etc. Moreover, the market growth would succeed in various market trends like technological advancements, advancements in potash mining and processing technologies, data analytics and decision support systems, shifts towards sustainable agriculture, exploration of new potash reserves, etc.

Potash Market: Global Analysis

Global Potash Market by Value

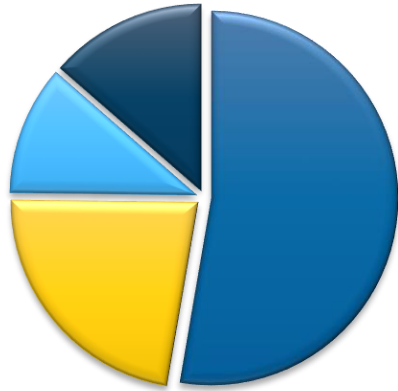


CAGR	
2019-2023	xx%
2024-2029	xx%

Global potash market was valued at US\$... billion in 2023 and is anticipated to reach up to US\$... billion by 2029 from US\$... billion in 2024, with a CAGR of xx%.

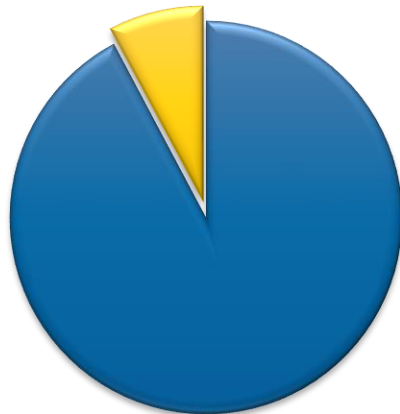
Potash Market: Global Analysis

Global Potash Market by Product Type; 2023



Product Type	Share
Muriate of Potash (MoP)	xx%
Sulfate of Potash (SOP)	xx%
Nitrate of Potash (NOP)	xx%
Others	xx%

Global Potash Market by End-Use; 2023



End-Use	Share
Agriculture	xx%
Non-Agriculture	xx%

Potash Market: Global Analysis

Global Potash Market by Form; 2023



Form	Share
Solid	xx%
Liquid	xx%

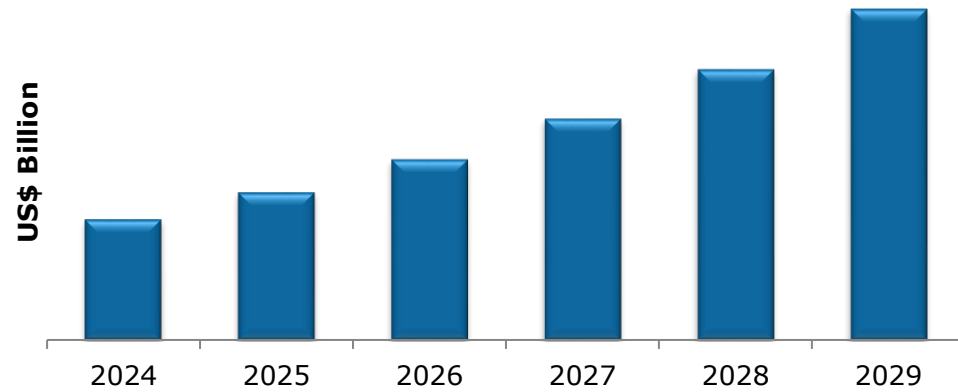
Global Potash Market by Region; 2023



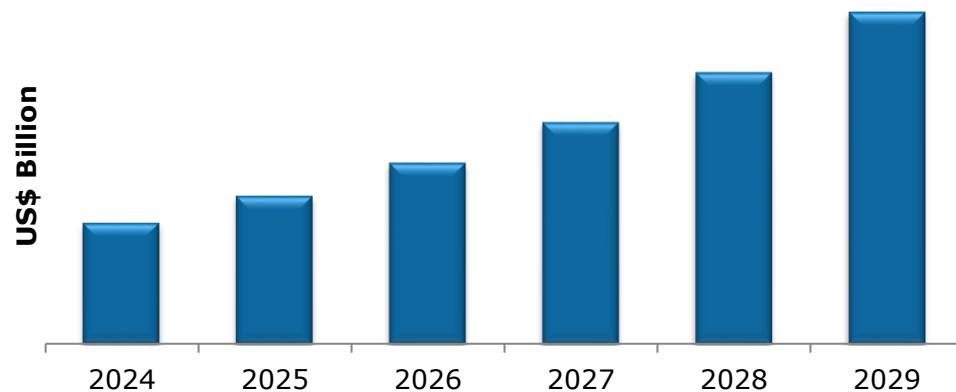
Region	Share
Asia Pacific	xx%
North America	xx%
Europe	xx%
Rest of the World	xx%

Potash Market: Product Type Analysis

Global Muriate of Potash Market by Value



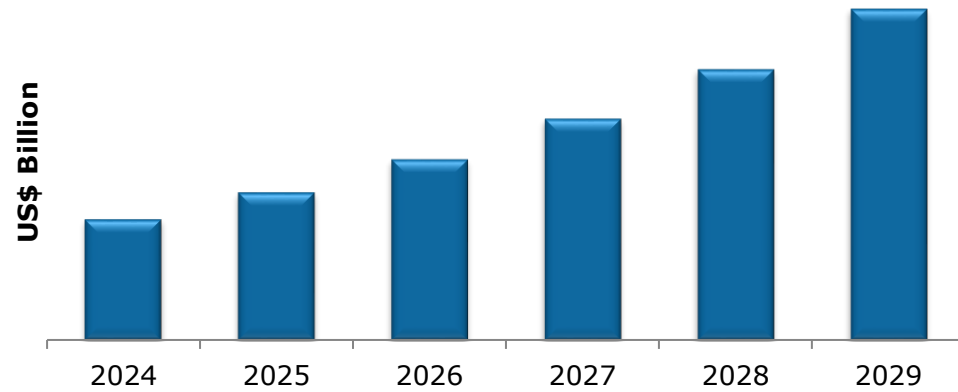
Global Sulfate of Potash Market by Value



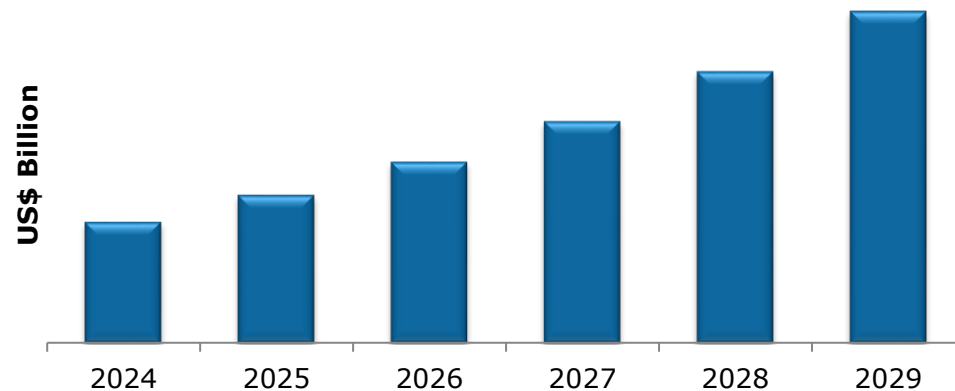
Product Type	CAGR (2024-2029)
Muriate of Potash (MoP)	xx%
Sulfate of Potash (SOP)	xx%
Nitrate of Potash (NOP)	xx%
Others	xx%

Potash Market: End-Use Analysis

Global Agriculture Potash Market by Value



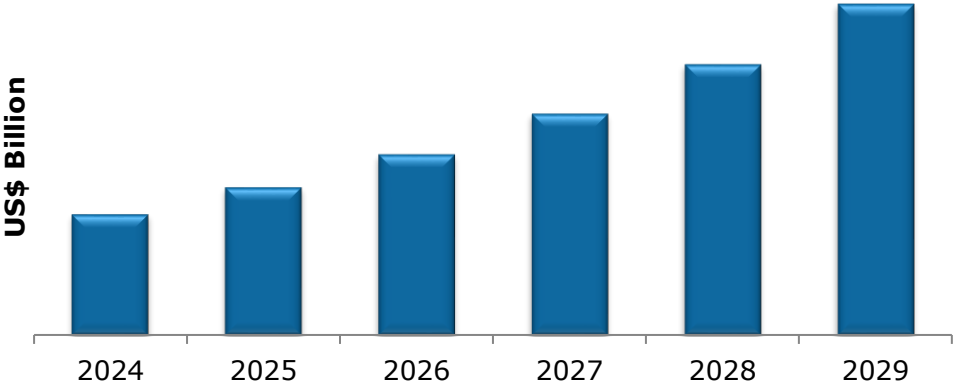
Global Non-Agriculture Potash Market by Value



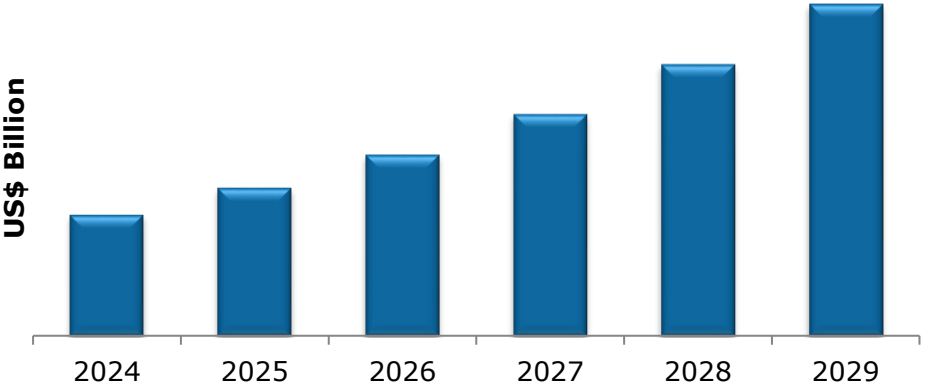
End-Use	CAGR (2024-2029)
Agriculture	xx%
Non-Agriculture	xx%

Potash Market: Form Analysis

Global Solid Potash Market by Value



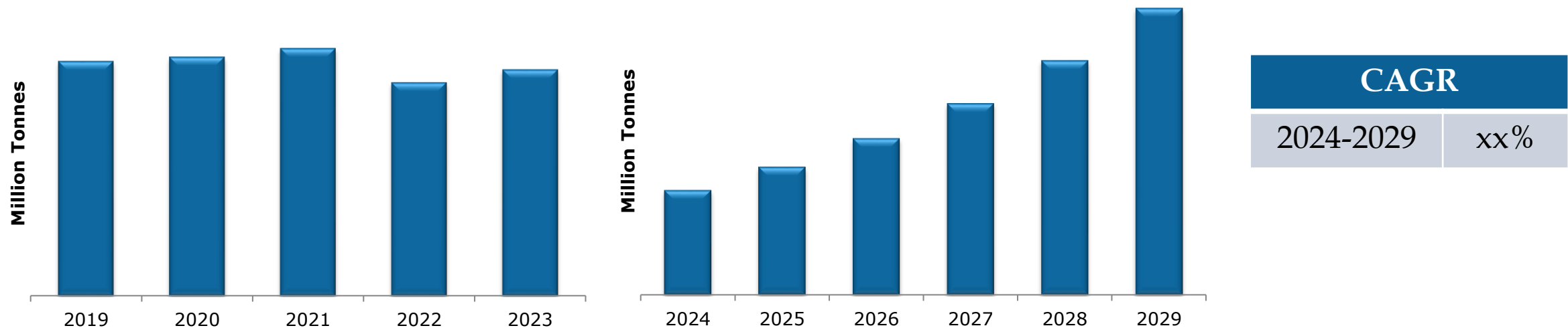
Global Liquid Potash Market by Value



Form	CAGR (2024-2029)
Solid	xx%
Liquid	xx%

Potash Market Production Capacity: Global Analysis

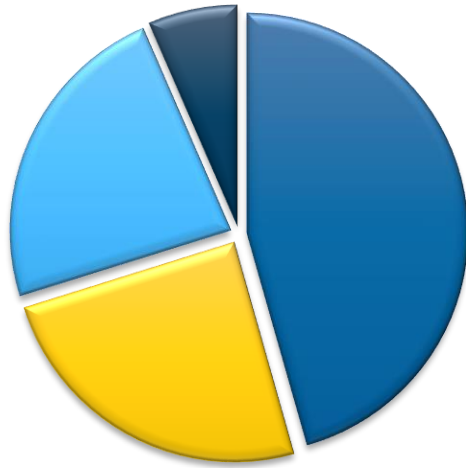
Global Potash Market by Production Capacity



Global potash market production capacity reached ... million tonnes in 2023 and is anticipated to reach up to ...million tonnes by 2029 from ...million tonnes in 2024, with a CAGR of xx%.

Potash Market Production Capacity: Global Analysis

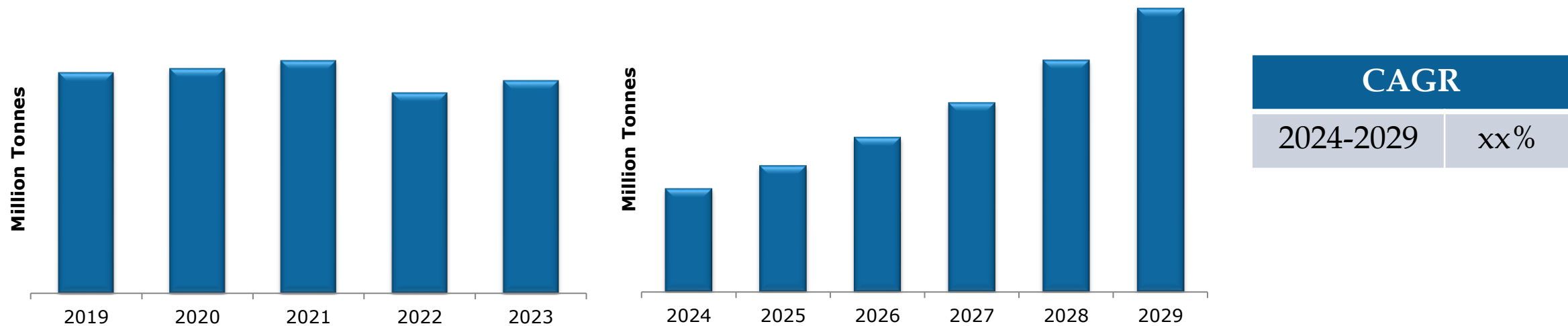
Global Potash Market Production Capacity by Region; 2023



Region	Share
Europe & Central Asia	xx%
North America	xx%
Asia Pacific (excluding Central Asia)	xx%
Rest of the World	xx%

Potash Market Demand: Global Analysis

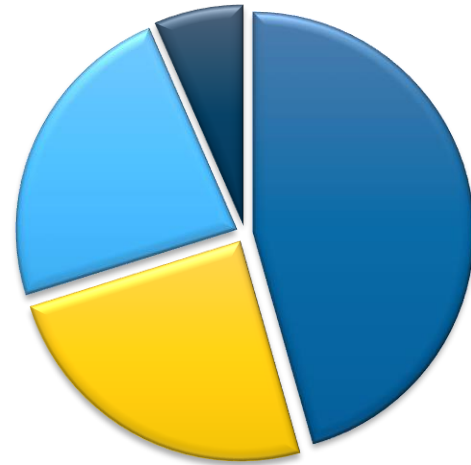
Global Potash Market by Demand



Global potash market demand reached ... million tonnes in 2023 and is anticipated to reach up to ...million tonnes by 2029 from ...million tonnes in 2024, with a CAGR of xx%.

Potash Market Demand: Global Analysis

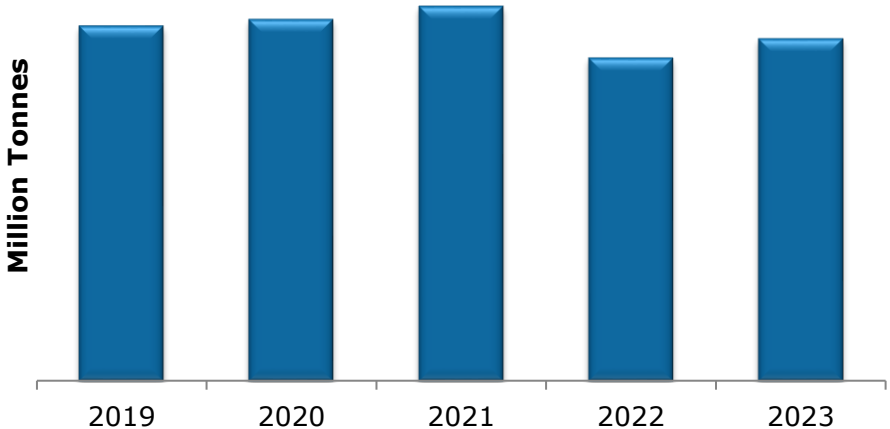
Global Potash Market Demand by Region; 2023



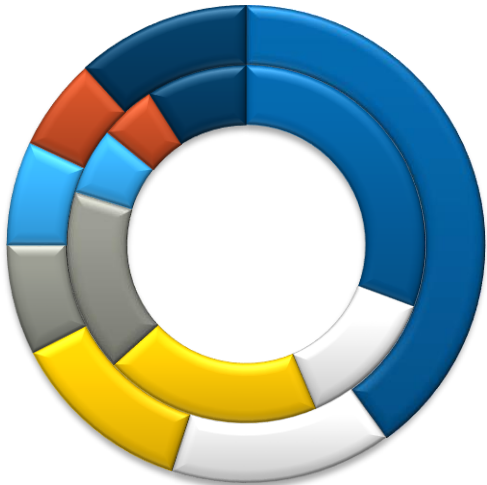
Region	Share
Asia Pacific (excluding Central Asia)	xx%
Europe & Central Asia	xx%
North America	xx%
Rest of the World	xx%

Potash Market Mined Production: Global Analysis

Global Potash Market by Mined Production



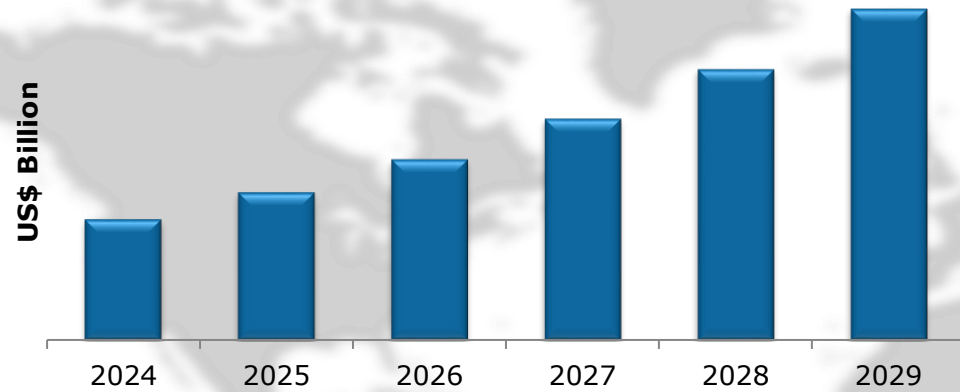
Global Potash Market Mined Production by Region; 2021 and 2022



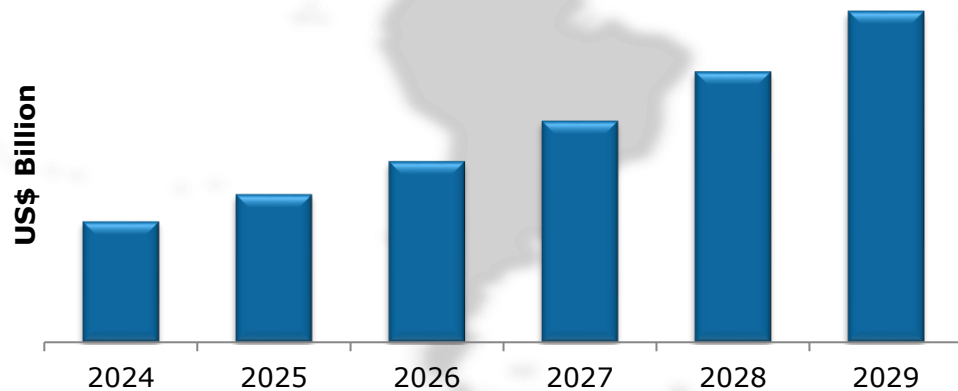
Region	Share	Region	Share
Canada	xx%	Germany	xx%
China	xx%	Israel	xx%
Russia	xx%	Rest of the World	xx%
Belarus	xx%		

Potash Market: Regional Analysis

Asia Pacific Potash Market by Value



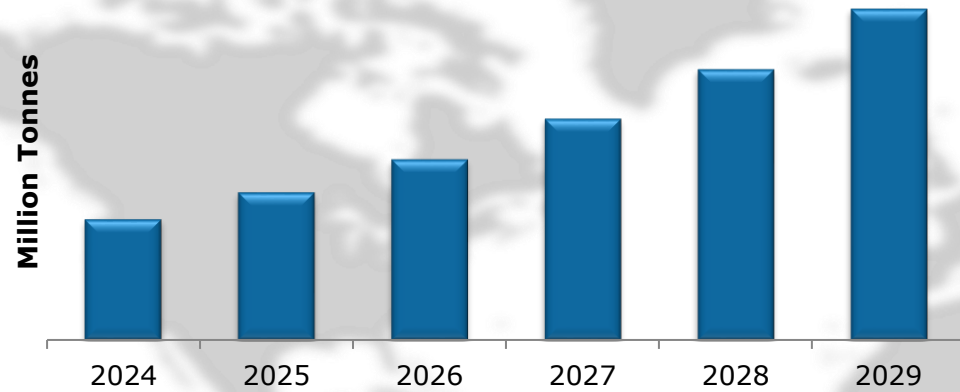
North America Potash Market by Value



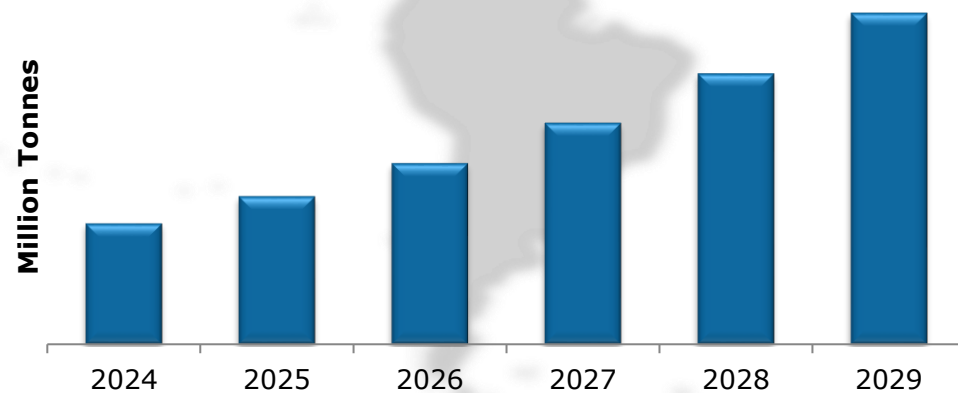
Region	CAGR (2024-2029)
Asia Pacific	xx%
North America	xx%
Europe	xx%
Rest of the World	xx%

Potash Market Production Capacity: Regional Analysis

Europe & Central Asia Potash Market Production Capacity by Value



North America Potash Market Production Capacity by Value



Region	CAGR (2024-2029)
Europe & Central Asia	xx%
North America	xx%
Asia Pacific (excluding Central Asia)	xx%
Rest of the World	xx%

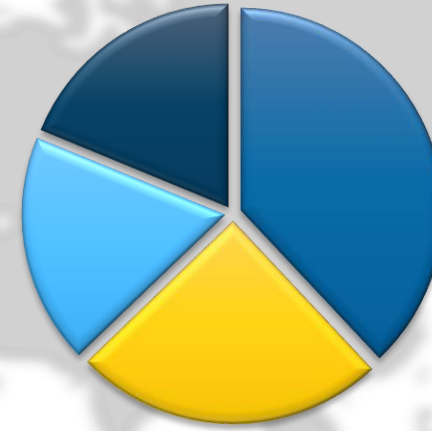
Potash Market Production Capacity: Regional Analysis

Asia Pacific Potash Market Production Capacity by Region;
2023



Region	Share (2023)
China/Laos/ Uzbek	xx%
Rest of Asia Pacific	xx%

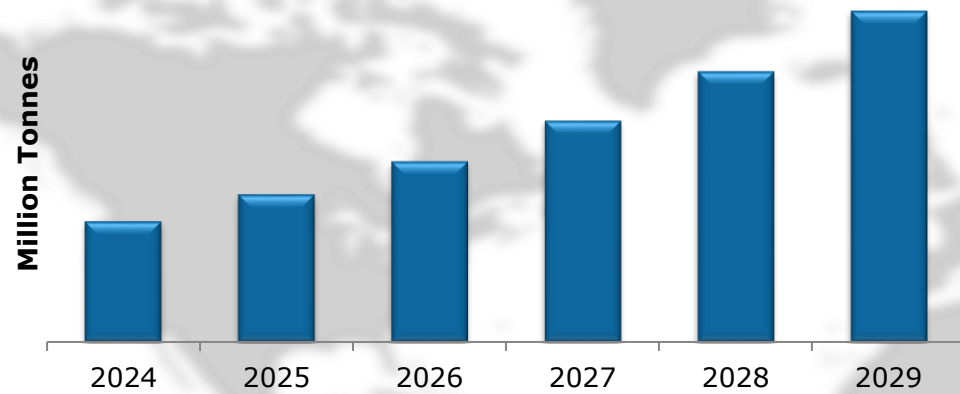
Europe Potash Market Production Capacity by Region;
2023



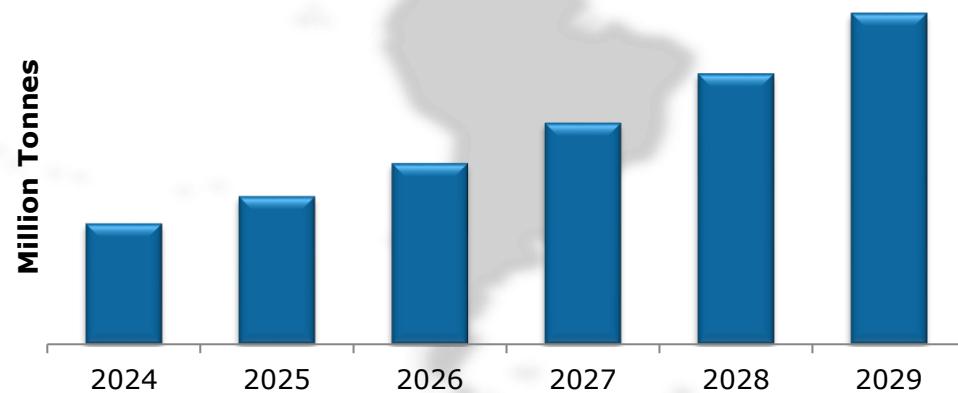
Region	Share (2023)
Russia	xx%
Belarus	xx%
Germany	xx%
Rest of Europe	xx%

Potash Market Demand: Regional Analysis

Asia Pacific (excluding Central Asia) Potash Market Demand by Value

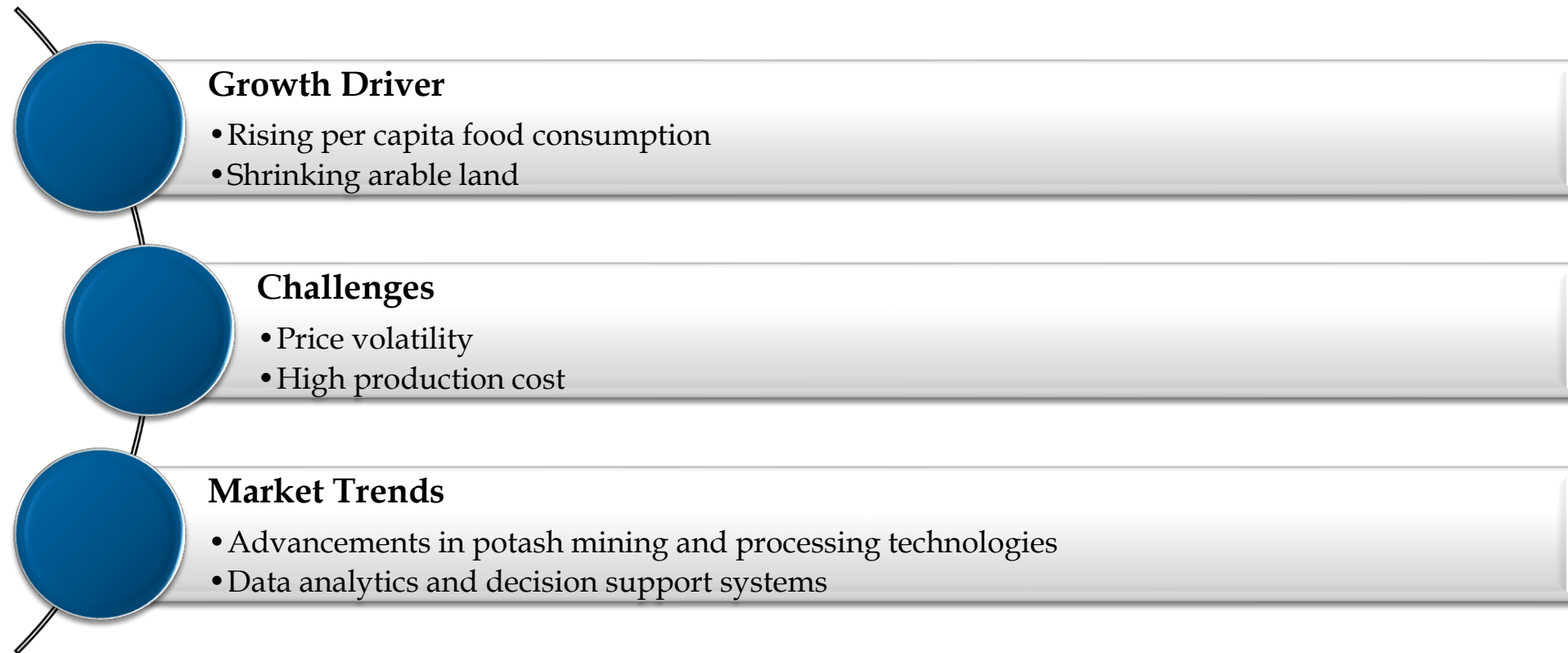


Europe & Central Asia Potash Market Demand by Value



Region	CAGR (2024-2029)
Asia Pacific (excluding Central Asia)	xx%
Europe & Central Asia	xx%
North America	xx%
Rest of the World	xx%

Global Potash Market: Dynamics



Global Potash Market: Competitive Landscape

Players Profiled

- ❑ K+S AG
- ❑ Nutrien
- ❑ SQM
- ❑ The Mosaic Company
- ❑ ICL Group Ltd.
- ❑ Yara International ASA
- ❑ Compass Minerals International, Inc.
- ❑ Arab Potash Company
- ❑ Gensource Potash Corporation
- ❑ JSC Belaruskali
- ❑ EuroChem
- ❑ Uralchem Group (Uralkali)