

The US Corporate Wellness Services Market (2021-2025 Edition)

April 2021



The US Corporate Wellness Services Market : Coverage

Executive Summary and Scope

Introduction/Market Overview

US Market Analysis

Market Dynamics

Competitive Landscape

Company Profiling

The US Corporate Wellness Services Market : Coverage

Scope of the Report

| Attributes | Details |
|---------------------------|---|
| Title | The US Corporate Wellness Services Market (2021-2025 Edition) |
| Coverage | The US |
| Forecast Period of Market | 2021-2025 |
| Competition in the Market | Fragmented |
| Key Players | Castlight Health, Healthsparq, ClearCost Health, Vitals, Healthcare Bluebook and ComPsych |

The US Corporate Wellness Services Market

Executive Summary

Corporate wellness programs/services are any workplace health promotion activity and organizational policy designed to support healthy behavior in the workplace and to improve health outcomes. The industry includes companies whose primary work is to provide services/programs that comprise a combination of educational, organizational and environmental activities. These programs are designed to nurture wellness in workers, regardless of the work environment.

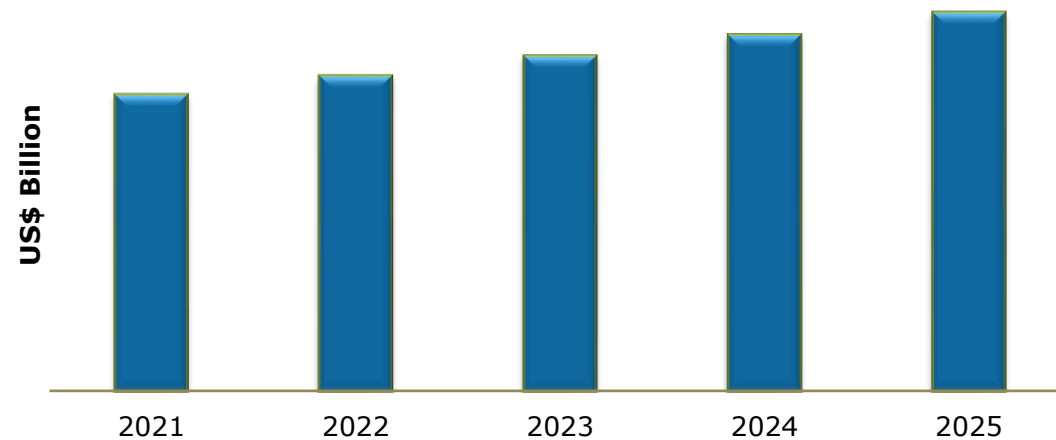
Such types of programs could be found in factories, corporate offices, large corporations, and small corporations alike. They provide the company with strategic advantages by investing money in a program that will hopefully bring them lowered expenses in return, often in the form of better performing workers, and lower absenteeism and health care costs.

The US corporate wellness services market is growing at a fast pace with significant growth rates over the last few years and projections are made that the market will grow in the forecasted period i.e. 2021 to 2025 also. Rising healthcare cost, sedentary lifestyle of corporate employees, growing interest of employers etc. are some key factors that are propelling the demand for wellness programs in organizations.

Driving factors like implementation of increasing white collar jobs, discount provisions by corporate wellness programs, weight loss and smoking cessation as primary agenda of wellness programs etc. will help to boost the market in the forecasted period. Yet the market is still facing some challenges which are obstructing the growth of the market. Issues like ineffective execution of plan, Constant struggle for employee engagement and participation, perceived expensiveness of wellness programs, etc. pose challenges before the industry.

Corporate Wellness Services Market : Global Analysis

Global Corporate Wellness Services Market by Value

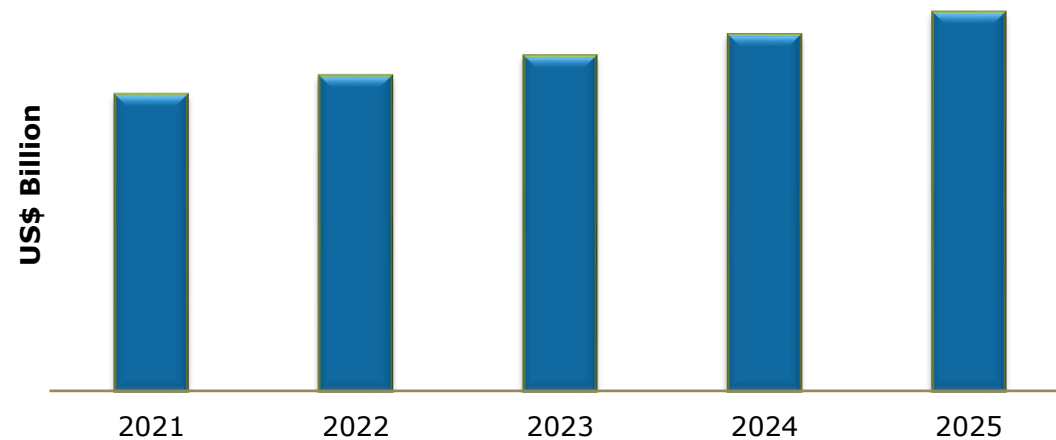


| CAGRs | |
|-----------|-----|
| 2021-2025 | xx% |

The global corporate wellness services market is anticipated to rise up to US\$... billion by 2025 as compared to US\$...billion in 2021, representing a CAGR of% over the years 2021 to 2025.

The US Corporate Wellness Services Market : An Analysis

The US Corporate Wellness Services Market by Value

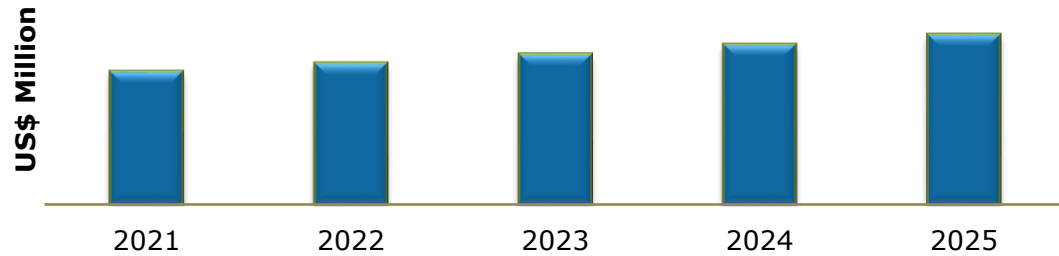


| CAGRs | |
|-----------|-----|
| 2021-2025 | xx% |

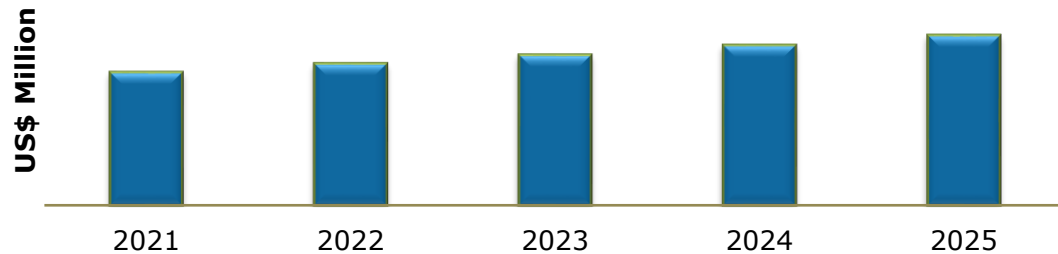
The US corporate wellness services market is anticipated to rise up to US\$... billion by 2025 as compared to US\$...billion in 2021, representing a CAGR of% over the years 2021 to 2025.

The US Corporate Wellness Services Market : Segment Analysis

The US Corporate Wellness Health Risk Assessments Services Market; 2021-2025



The US Corporate Wellness Fitness Services Market; 2021-2025

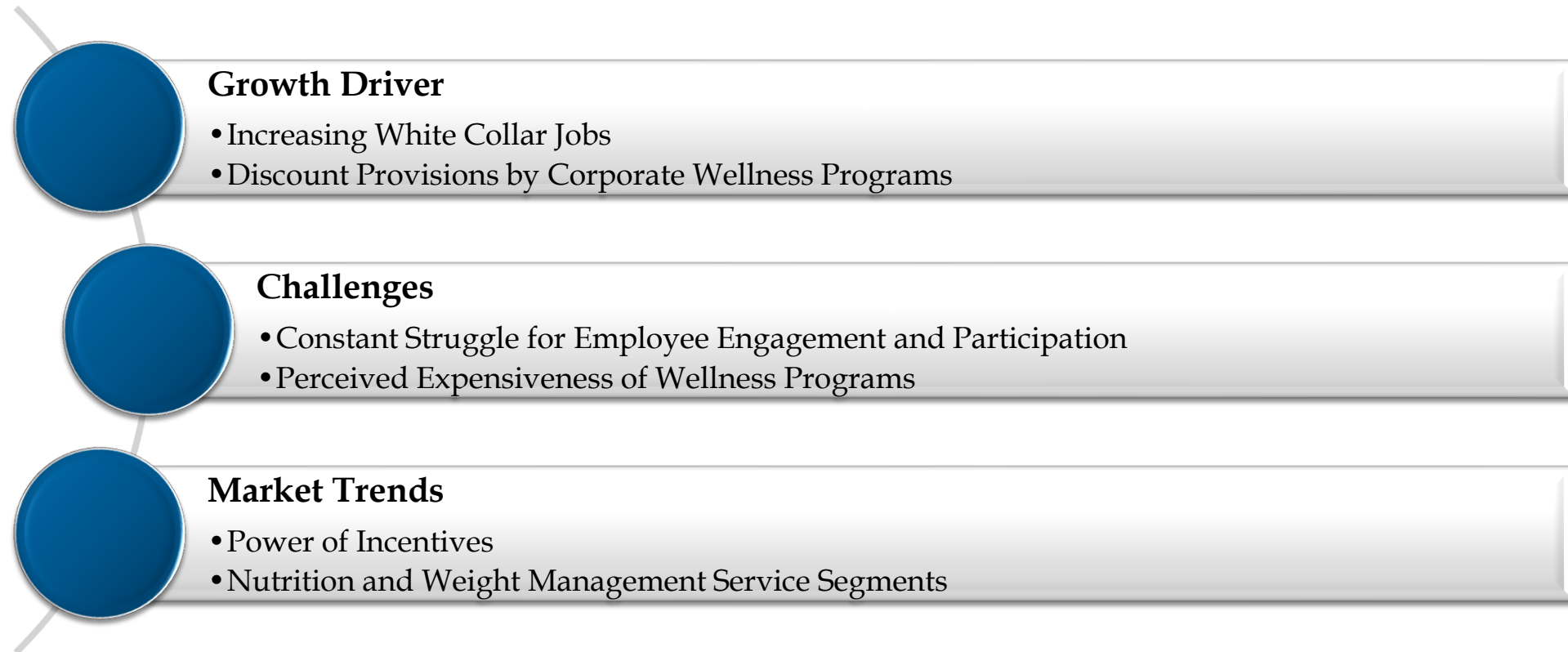


The US Corporate Wellness Services Market by Services; 2020 (Percentage, %)



| CAGRs 2021-2025 | |
|-------------------------------|-----|
| Health Risk Assessments | xx% |
| Fitness Service | xx% |
| Smoking Cessation | xx% |
| Health Screening | xx% |
| Nutrition & Weight Management | xx% |
| Stress Management | xx% |

The US Corporate Wellness Services Market : Dynamics



The US Corporate Wellness Services Market : Competitive Landscape

Players Profiled

- Castlight Health
- Healthsparq
- ClearCost Health
- Vitals
- Healthcare Bluebook
- ComPsych



Note: The graphs on this slide are only for sample representation.