

Global Cruise Market with Focus on The Premium Cruise Market: (2017-2021 Edition)

January 2018



Global Cruise Market: Coverage

Executive Summary and Scope

Introduction/Market Overview

Global Market Analysis

Global Premium Cruise Market Analysis

Regional Market Analysis

Competitive Landscape

Company Profiling

Global Cruise Market: Coverage

Scope of the Report

Attributes	Details
Title	Global Cruise Market: Size, Trends & Forecasts (2017-2021)
Coverage	Global and Regional
Regional Coverage	America, Europe, Asia-Pacific
Forecast Period of Market	2017-2021
Competition in the Market	Consolidated
Key Players	Carnival Corporation & plc, Royal Caribbean Cruises Ltd, Norwegian Cruise Line Holdings Ltd

Global Cruise Market

Executive Summary

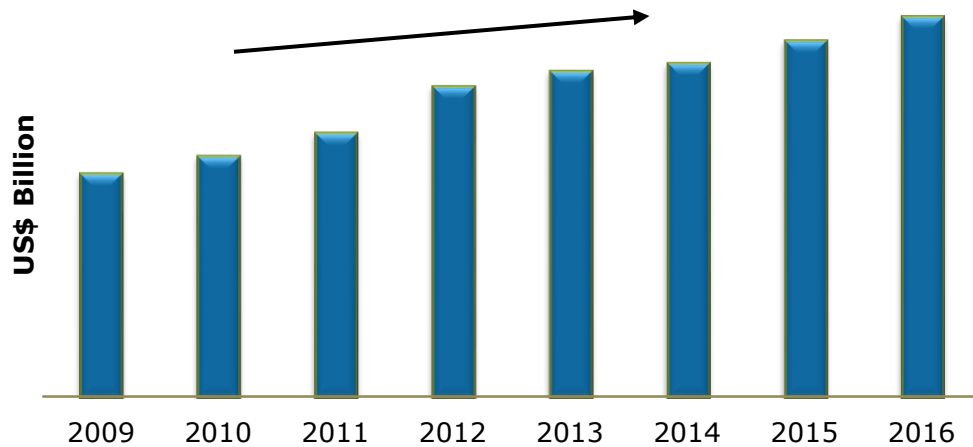
A cruise ship is a ship used for leisure and/or recreational travel. The facilities provided on the cruise includes casino, shops, spa, fitness center, library, theatre and cinema, swimming pool, buffet, restaurant, etc., which enhances the experience on the cruise. The birth of leisure cruising began with the formation of the Peninsular & Oriental Steam Navigation Company in 1822. The company started out as a shipping line with routes between England and the Iberian Peninsula, adopting the name Peninsular Steam Navigation Company.

The cruise industry can be divided on the basis of the size of the cruise and marketing focus into four segments, namely: contemporary, premium, luxury and others. The cruise market can also be divided on the basis of purpose into: mainstream cruise ship, mega cruise ship, ocean cruise ship, luxury cruise ship, small cruise ship, adventure cruise ship, expedition cruise ship and river cruise ship.

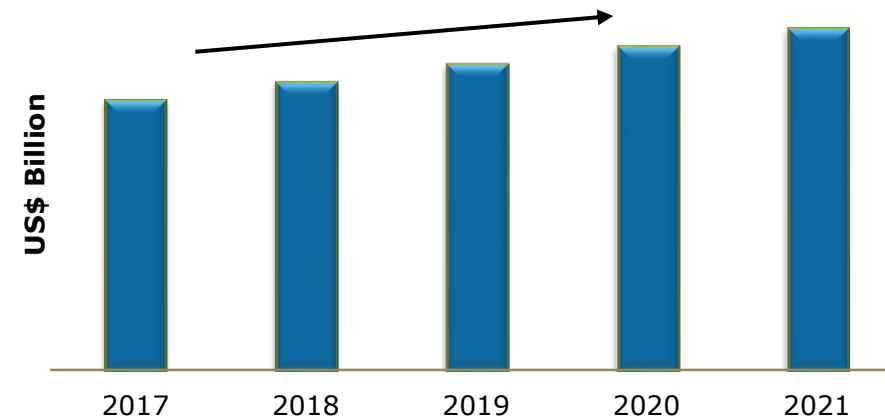
The cruise market is expected to increase at a significant growth rate during the forecasted period (2017-2021). The global cruise market is supported by various growth drivers, such as increase in GDP, rapid urbanization, declining unemployment, increase in onboard facilities, etc. Yet, the market faces certain challenges, such as, rising fuel cost, increasing LIBOR rate, cruise accidents, etc.

Cruise Market: Global Analysis

Global Cruise Market by Value; 2009-2016 (US\$ Billion)



Global Cruise Market by Value; 2017-2021 (US\$ Billion)

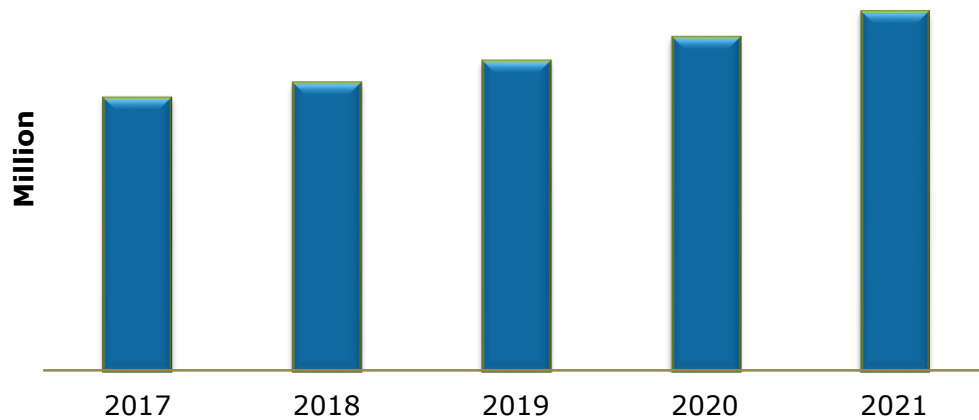


CAGRs	
2012-2016	xx%
2017-2021	xx%

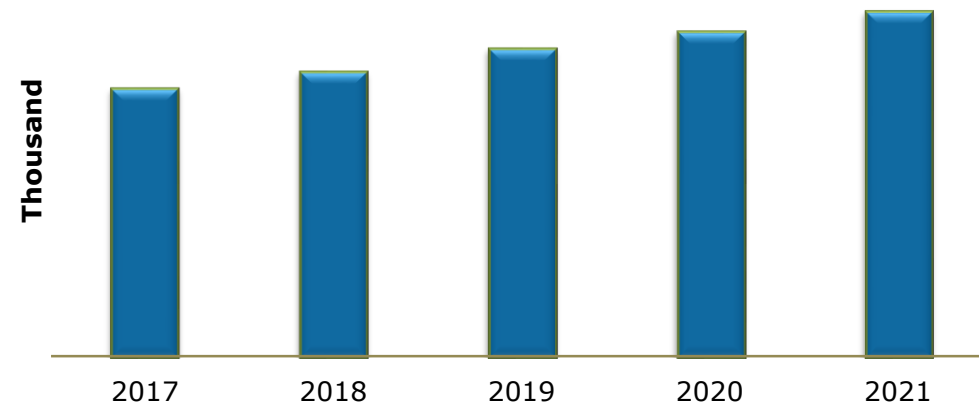
The global cruise market, valued at US\$... billion in 2016, increased as compared to US\$... billion in 2015 at a CAGR of ...% from 2012 to 2016. The global cruise market is anticipated to reach up to US\$... billion by 2021 from US\$... billion in 2017..

Cruise Market: Global Analysis

Global Cruise Market by Number of Passengers; 2017-2021 (Million)



Global Cruise Market by Number of Berths; 2017-2021 (Thousand)

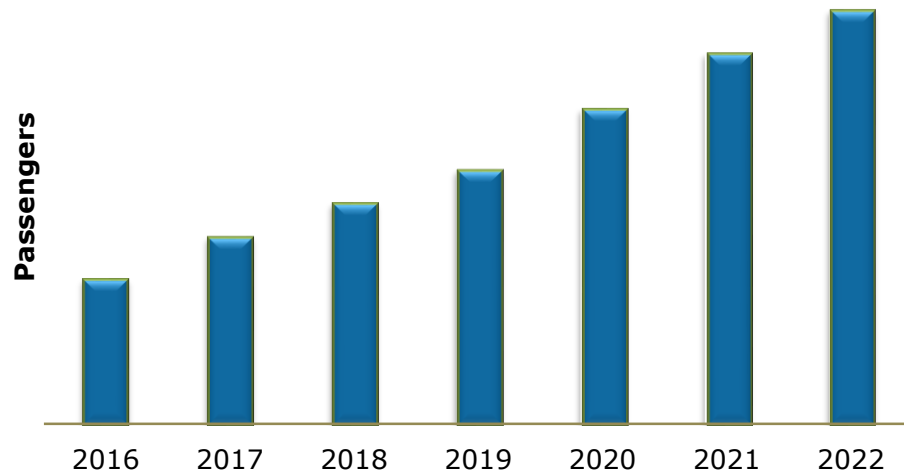


The global cruise market, by number of passengers is anticipated to grow to ... million passengers by 2021 from ... million passengers in 2017.

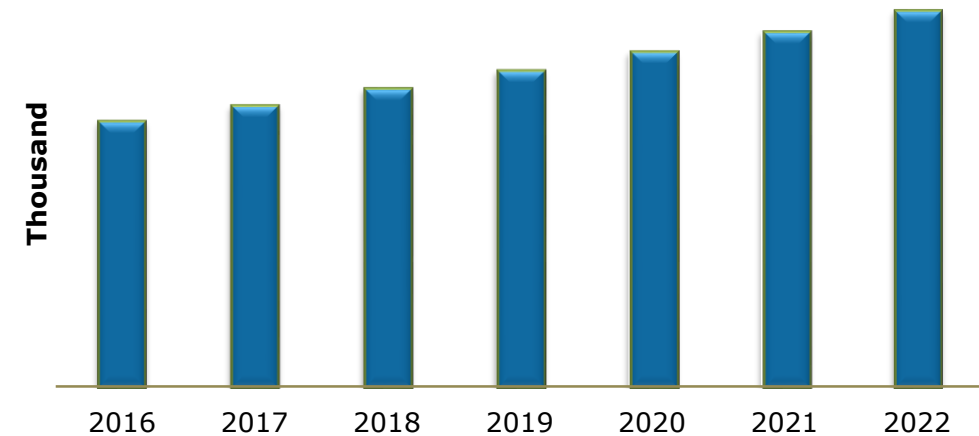
The global cruise market by number of berths is ascertained to increase tothousand by 2021 from ... thousand in 2017.

Cruise Market: Global Analysis

Global Cruise Market by Vessel Size; 2016-2022 (Passengers)

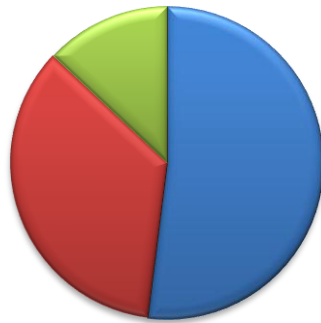


Global Passenger Capacity of Vessels; 2016-2022 (Thousand)

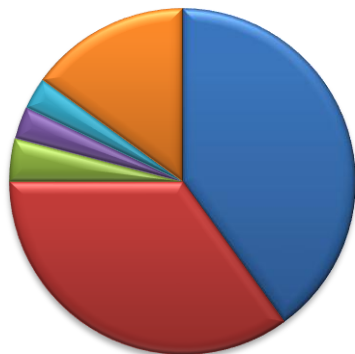


Cruise Market: Global Analysis

Global Cruise Market by Geographical Deployment of Vessels; 2016 (Percentage, %)



Global Cruise Market by Cruise Port Ownership Structure; 2016 (Percentage, %)



Segments	Share
State	xx%
Province	xx%
Private	xx%

Premium Cruise Market: Analysis

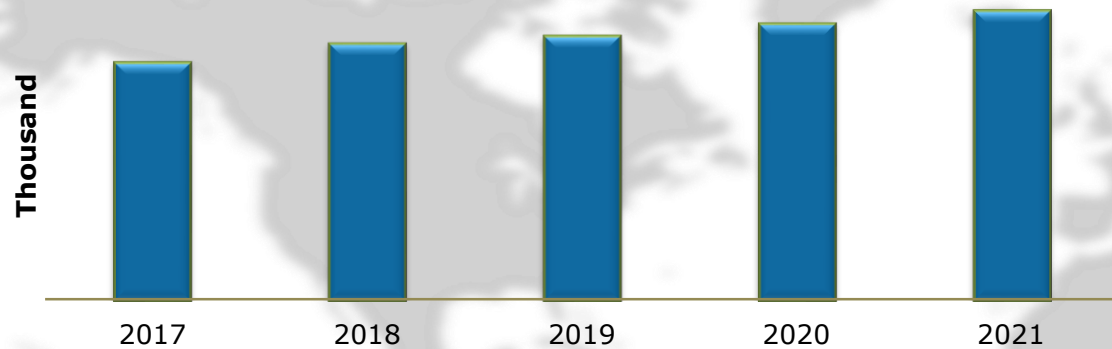
Table: Cruise Market Premium Segment as Compared with Other Segments			
Segment	Contemporary	Premium	Luxury
Marketing Focus	xx	xx	xx
Ship Size	xx	xx	xx
Cabin Size	xx	xx	xx
Passenger to Space Ratio	xx	xx	xx
Length of Cruise	xx	xx	xx
Per Diems	xx	xx	xx
Pricing Model	xx	xx	xx
Demographic	xx	xx	xx

Premium Cruise Market: Analysis

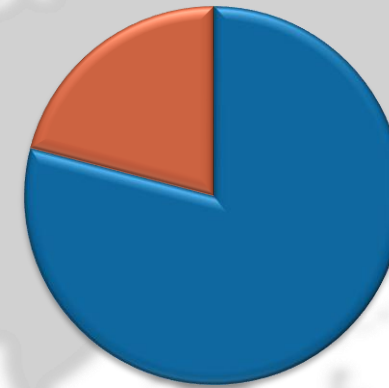
Table : Global Premium Cruise Market by Orders; 2017-2020						
Segments	Contemporary		Premium		Luxury	
	Ships	Berths	Ships	Berths	Ships	Berths
2017	xx	xx	xx	xx	xx	xx
2018	xx	xx	xx	xx	xx	xx
2019	xx	xx	xx	xx	xx	xx
2020	xx	xx	xx	xx	xx	xx

Cruise Market: Regional Analysis

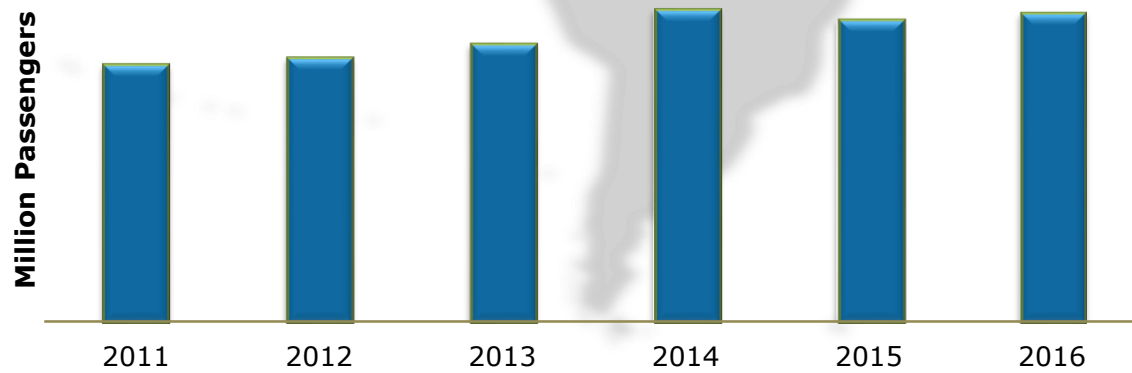
North America Cruise Market by Number of Berths; 2017-2021 (Thousand)



America Cruise Market Passenger Split by Region; 2016 (Percentage, %)



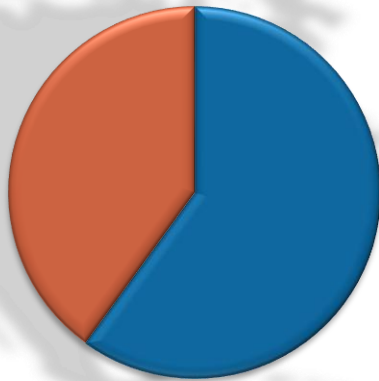
Caribbean Cruise Market by Passenger Capacity; 2011-2016 (Million Passengers)



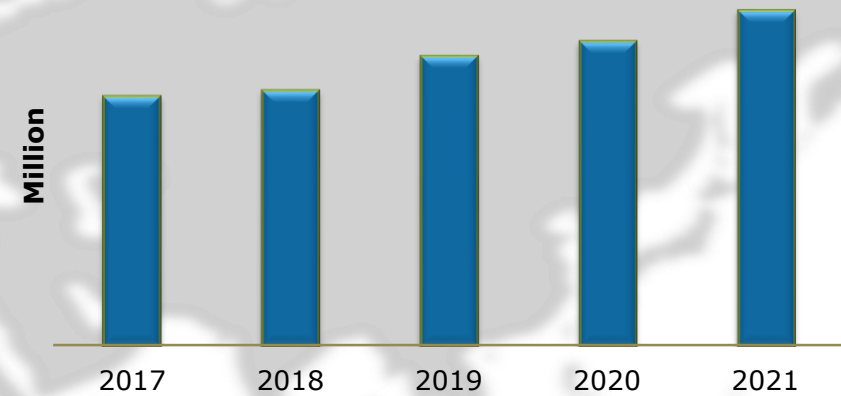
Region	Share
	2016
Caribbean	xx%
Others	xx%

Cruise Market: Regional Analysis

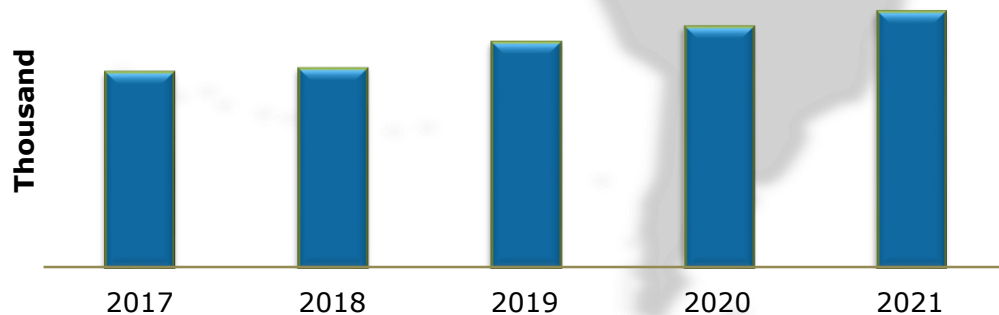
Europe Cruise Market Passenger Split by Region;
2016 (Percentage, %)



Asia Pacific Cruise Market by Number of
Passengers; 2017-2021 (Million)



Asia Pacific Cruise Market by Number of Berths;
2017-2021 (Thousands)



Region	Share
	2016
Mediterranean	xx%
Others	xx%

Cruise Market: Competitive Landscape

Global Cruise Market Players by Passenger Capacity; 2016 (Percentage, %)



Global Cruise Market Players by Passenger Split; 2016 (Percentage, %)

