

Global Spa and Sauna Component Market: Size, Trends & Forecasts (2018-2022)

August 2018



Global Spa and Sauna Component Market: Coverage

Executive Summary and Scope

Introduction/Market Overview

Global Market Analysis

Regional Market Analysis

Dynamics

Competitive Landscape

Company Profiling

Global Spa and Sauna Component Market: Coverage

Scope of the Report

Attributes	Details
Title	Global Spa and Sauna Component Market: Size, Trends & Forecasts (2018-2022)
Coverage	Global and Regional
Regional Coverage	Europe, APAC, North America, Middle East, Rest of the World
Market Influencing Variables	Growth Drivers, Challenges, Market Trends
Forecast Period of Market	2018-2022
Competition in the Market	Fragmented
Key Players	CapMan (Harvia), TyloHelo, Klafs, Anhui SaunaKing Co., Ltd, EOS Saunatechnik, SAWO and Narvi

Global Spa and Sauna Component Market

Executive Summary

Sauna is a Finnish word meaning bath or bath house. Sauna is a small room which was traditionally constructed with a wooden interior and is used as a hot air steam bath for cleansing and refreshing the body. The roots of spa and sauna culture dates back to the Neolithic Age. Although today, sauna culture is considered to come from Finland as with the scares of syphilis in 1500s, the culture died in most of the Europe except the country.

The first saunas were dug into a trough in the ground. The saunas then evolved to being build above the ground with wooden logs and then to using metal woodstove with a chimney. The heating technology also evolved from wood burned to electric and to infrared. The therapeutic properties of spa and sauna can help in treating arthritis, allergies, skin ailments and chemical sensitivity. Although, prolonged sessions in a sauna increase the risks of dehydration which can lead to low blood pressure and loss of consciousness.

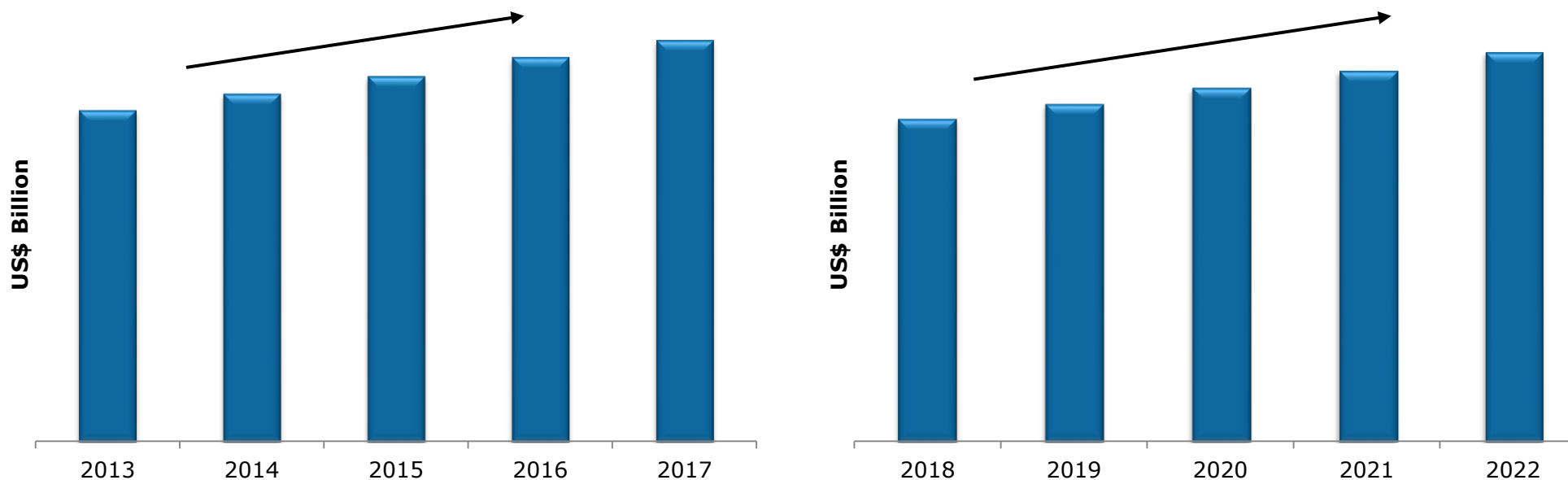
Spa and sauna component market can be segmented on the basis of products, equipment and application. On he basis of equipment spa and sauna can be further segmented into installation, maintenance and repair services, sauna components and heaters and sauna and spa room structures, control units and accessories

The global spa and sauna component market has increased at a significant CAGR during the years 2013-2017 and projections are made that the market would rise in the next four years i.e. 2018-2022 tremendously.

The spa and sauna component market is expected to increase due to growing wellness tourism, increase in employment, rising consumer expenditure, rising urban population, etc. Yet the market faces some challenges due to high cost involved with spa and sauna components.

Spa and Sauna Component Market: Global Analysis

Global Spa and Sauna Component Market by Value

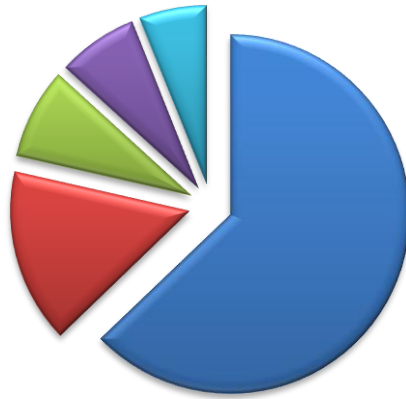


CAGR _s	
2013-2017	xx%
2018-2022	xx%

The global spa and sauna component market, valued at US\$.... billion in 2017, increased as compared to US\$... billion in 2016 at a CAGR of% from 2013 to 2017. The global spa and sauna component market is anticipated to reach up to US\$... billion by 2022 from US\$... billion in 2018..

Spa and Sauna Component Market: Global Analysis

Global Spa and Sauna Component Market by Region; 2017



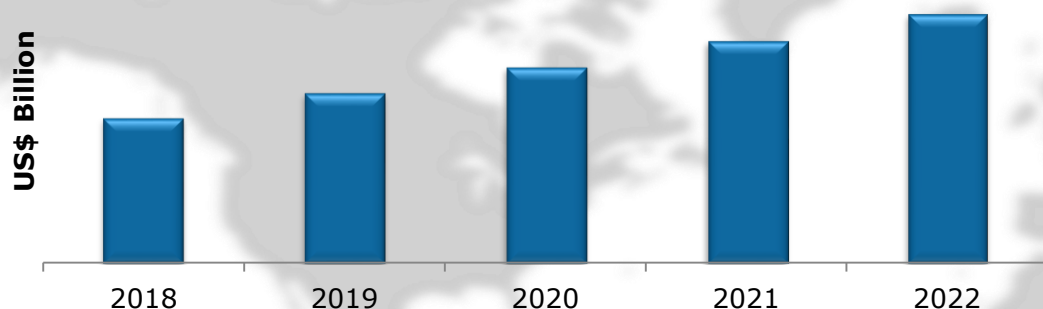
Global Spa and Sauna Component Market by Equipment; 2016



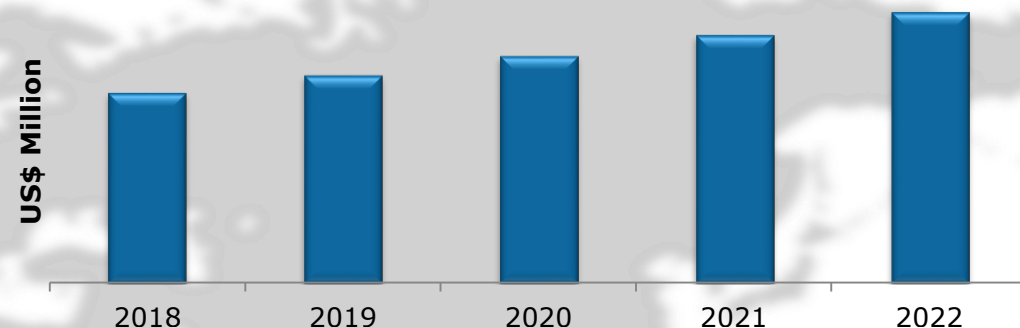
Equipment	Share
Installation, Maintenance and Repair Services	xx%
Sauna and Spa Room Structures, Control Units and Accessories	xx%
Sauna Heaters and Components.	xx%

Spa and Sauna Component Market: Regional Analysis

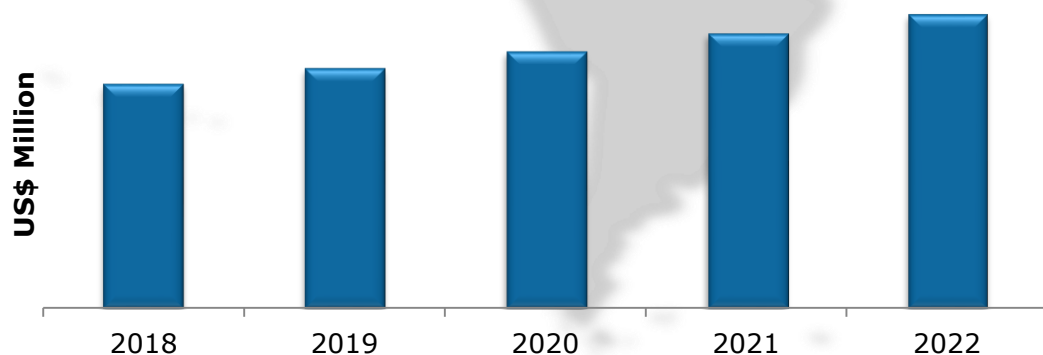
Europe Spa and Sauna Component Market by Value



APAC Spa and Sauna Component Market by Value

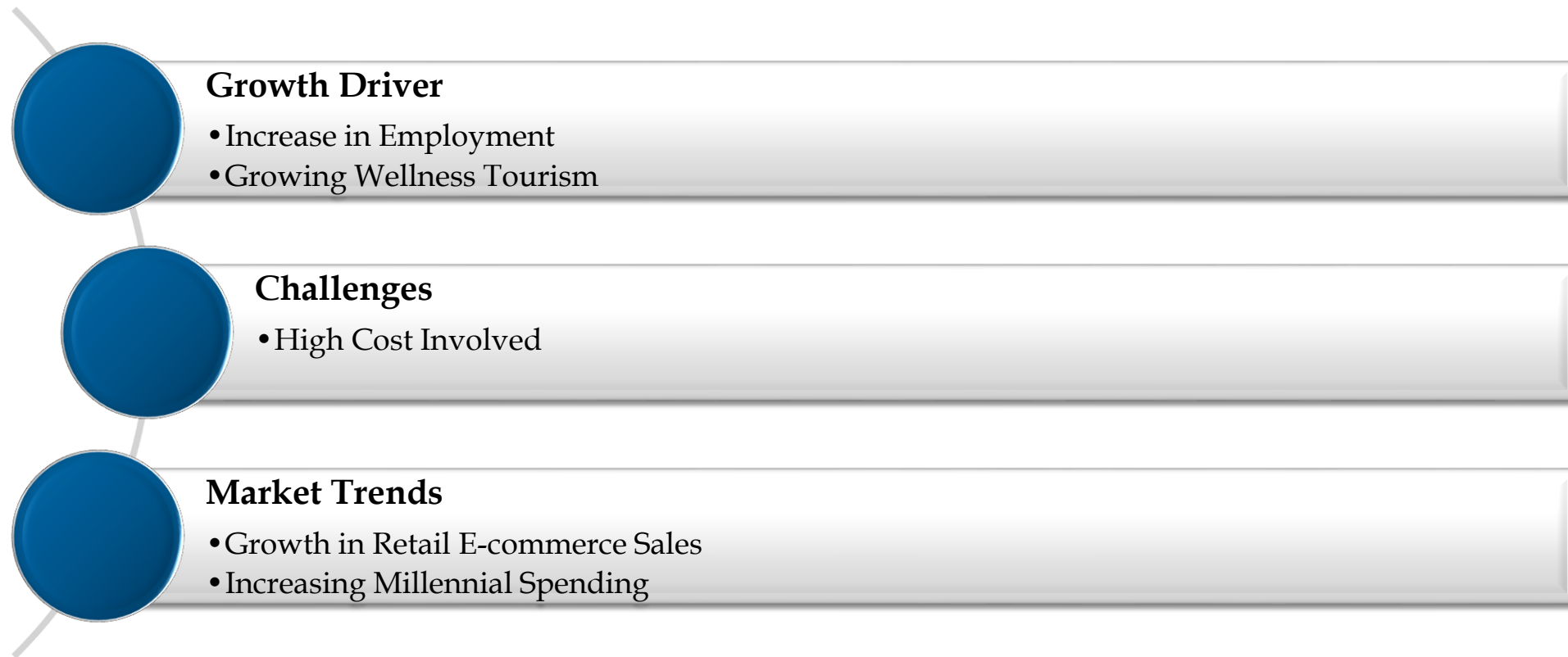


North America Spa and Sauna Component Market by Value



Region	CAGR	
	2013-2017	2018-2022
Europe	xx%	xx%
APAC	xx%	xx%
North America	xx%	xx%
Middle East	xx%	xx%
Rest of The World	xx%	xx%

Spa and Sauna Component Market: Dynamics



Spa and Sauna Component Market: Competitive Landscape

Players Profiled

- CapMan (Harvia)



- TyloHelo



- Klafs



- Anhui SaunaKing Co., Ltd



Global Spa and Sauna Component Market Players by Share; 2016



Note: The graphs on this slide are only for sample representation.