

# Global Point of Sale (POS) Terminal Market: Size, Trends & Forecasts (2017-2021)

March 2017



# Global Point of Sale Terminal Market Report

## Scope of the Report

The report entitled “Global Point of Sale (POS) Terminal Market: Size, Trends & Forecasts (2017-2021)”, provides analysis of the global POS market, with detailed analysis of market size and growth, and segmentation of the industry. The analysis includes the market by value, volume and by segmentation.

The report also includes a detailed regional analysis of the POS market in regions such as Asia Pacific, Europe, Latin America, Middle East and Africa and US/ Canada. Under competitive landscape, different players in the POS market have been compared on the basis of revenue and market capitalization.

Moreover, the report also assesses the key opportunities in the market and outlines the factors that are and will be driving the growth of the industry. Growth of the overall global POS market has also been forecasted for the years 2017-2021, taking into consideration the previous growth patterns, the growth drivers and the current and future trends.

Ingenico Group, Verifone Systems Inc., Toshiba Tec Corporation and PAX Global Technology Limited are some of the key players operating in the global POS market, whose company profiling has been done in the report. In this segment of the report, business overview, financial overview and business strategies of the companies are provided.

## Country Coverage

Asia Pacific

Europe

Latin America

Middle East and Africa

US/ Canada

## Company Coverage

Ingenico Group

Verifone Systems Inc.

Toshiba Tec Corporation

PAX Global Technology Limited

# Global Point of Sale Terminal Market Report

## Executive Summary

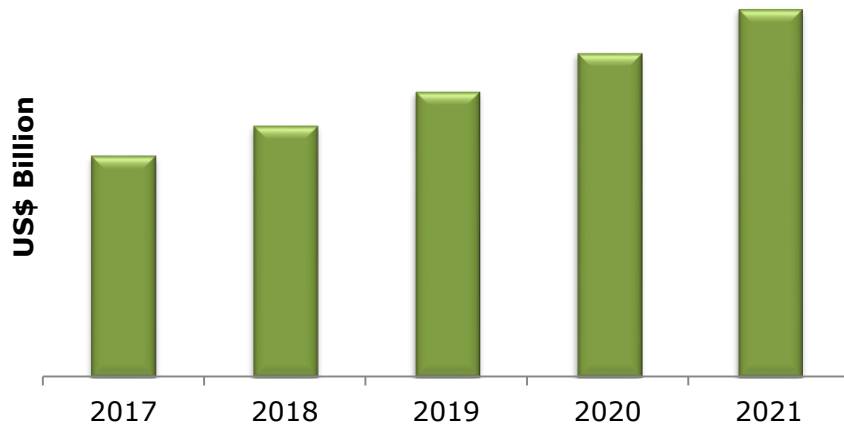
A point of sale (POS) machine is a computerized replacement of a cash register. It has the ability to track customer orders, processing of debit and credit cards, connecting to other systems in the network and management of inventory. POS transaction can be captured using a variety of devices via computer, barcode and optical scanner, magnetic card readers or any combination of such devices. At the macro level, point of sale may be a mall, market or a town; at the micro level, point of sales refers to the area surrounding the counter where customers make payments.

The Global POS market can be segmented on the basis of component, applicability and product. On the basis of component, the market can further be divided into hardware and software. On the basis of applicability, the market can be divided into hospitality, grocery, healthcare, field service, restaurants & retail small and medium business. On the basis of product, the market can be divided into fixed and wireless POS terminal.

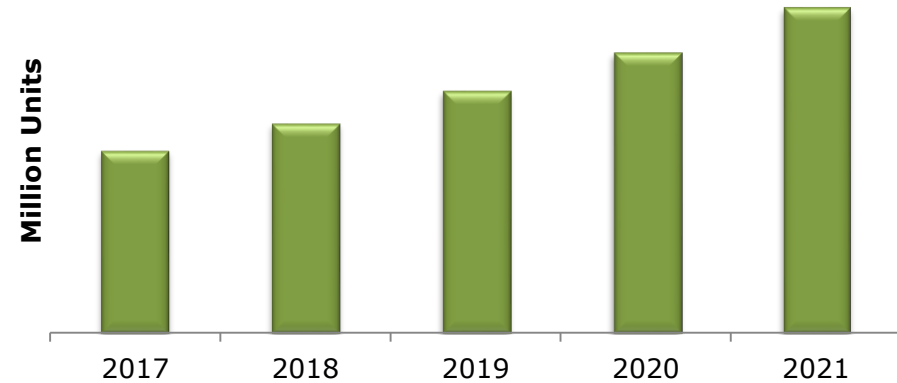
The global POS market is expected to increase at a healthy rate during the forecast period (2017-2021). The global POS market is supported by various growth drivers, such as rising e-commerce sales, increasing shipments of NFC enabled handsets, upsurge in number of hotels, resorts and spas, boom in number of smartphone users and increased use of mobile POS by small and medium enterprises. However, non compliance to PCI and data security risk are some of the challenges faced by the market. Growing use of cloud based POS, android POS hardware and increasing use of mobile wallets by consumers are some of the latest trends in the global POS market.

# Global Point of Sale Terminal Market Overview

**Figure: Global POS Market by Value; 2017-2021  
(US\$ Billion)**



**Figure: Global POS Market by Volume; 2017-2021  
(Million Units)**



The global point of sale terminal market value is expected to reach... billion by 2021 growing at a CAGR of ...% over the years 2017-2021

The global point of sale terminal market volume is anticipated to grow at CAGR of...% during the years 2017-2021 amounting to ... million units by 2021.

# Global Point of Sale Terminal Market Segments Overview


**Figure: Global POS Market Value by Products; 2016**



**Figure: Global POS Market Value by Components; 2016**



**Figure: Global POS Market Volume by Products; 2016**

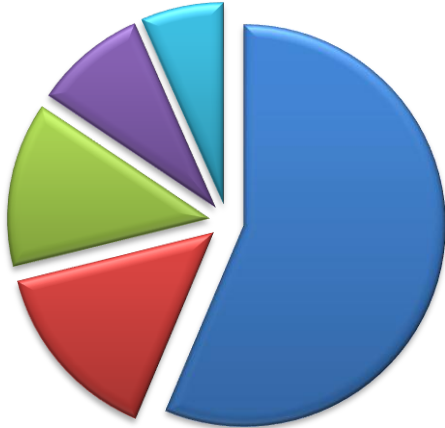


The global POS market can be divided on the basis of products into fixed and mobile POS . In value terms, fixed POS was leading with a share of ...% . In terms of volume, mobile POS accounted for a share of...%

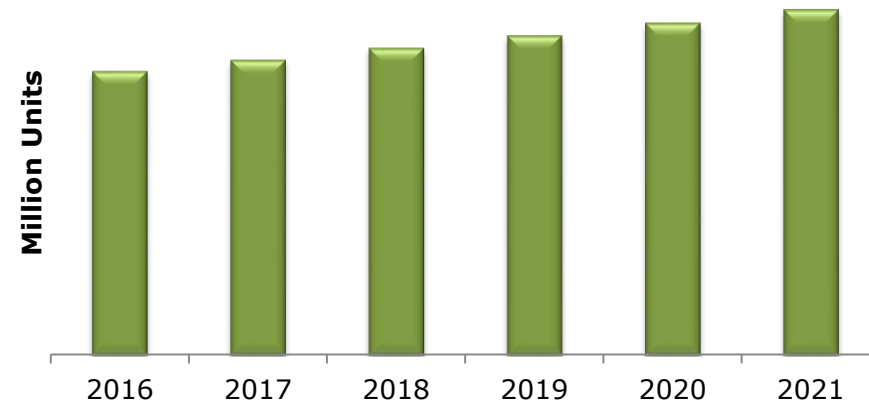
The global POS market can be segmented on the basis of components into hardware and software. Hardware components held a share of...%

# Global Point of Sale Terminal Market: Regional Overview

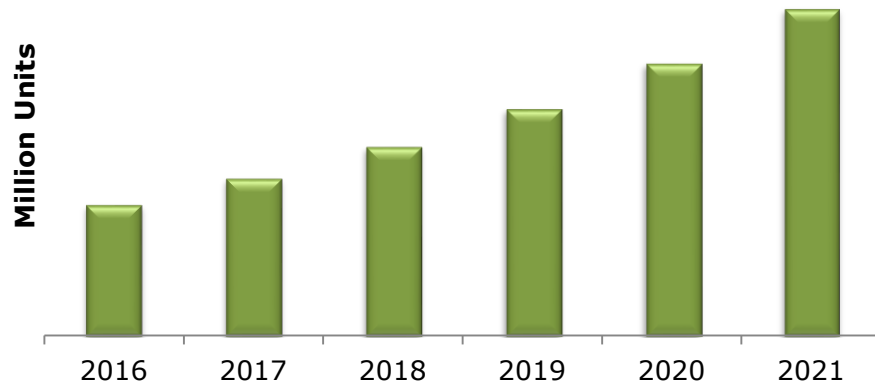
**Figure : Global POS Market by Region; 2016**



**Figure: Europe POS Market by Volume; 2016-2021 (Million Units)**



**Figure : Asia Pacific POS Market by Volume; 2016-2021 (Million Units)**



Asia Pacific was the leading region in the global POS market with a share of...% totaling to ... million units

Europe evolved as the second best region accounting for a share of...% in the overall global POS market which was worth ... million units.