

# Global Sapphire Market: Trends and Opportunities (2014-2019)

August 2014



# [View Report Details](#)

## **Scope of the report**

The report titled “Global Sapphire Market: Trends and Opportunities (2014-2019)” provides an in-depth analysis of the global sapphire market and its end-use in different sectors including its application in LED, Apple phones, Apple buttons and SOS (Silicon on Sapphire). It also assesses the key opportunities and underlying trends in the market and outlines the factors that are and will be driving the growth of the industry in the forecasted period (2014-19). Further, key players of the industry like GT Advanced Technology, Rubicon Technology and Kyocera International have also been profiled.

## **Application Coverage**

Application of Sapphire in LED

Application of Sapphire in SOS

Application of Sapphire in Apple Camera

Application of Sapphire in Apple Home Button

## **Country Coverage**

USA

China

Japan

Korea

Europe

Taiwan

## **Company Coverage**

GT Advanced Technology

Rubicon Technologies

Kyocera International

## **Executive Summary**

Sapphire is a gemstone variety of the mineral corundum, an aluminium oxide. Trace amounts of other elements such as iron, titanium, chromium, copper, or magnesium can give corundum blue, yellow, purple, orange, or a greenish color.

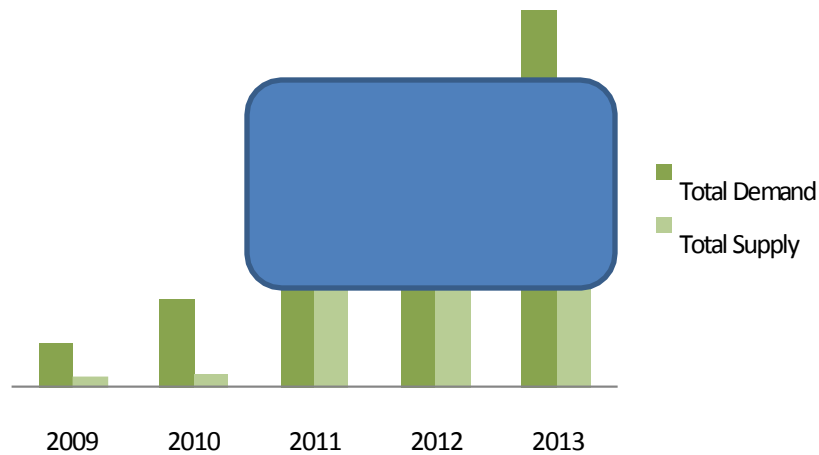
Generally, sapphires are worn in jewelry. And because of the remarkable hardness of sapphires—9 on the Mohs scale and of aluminium oxide in general, sapphires are used in some non-ornamental applications, including infrared optical components, such as in scientific instruments; high-durability windows; wristwatch crystals and movement bearings; and very thin electronic wafers, which are used as the insulating substrates of very special-purpose solid-state electronics (especially integrated circuits and GaN-based LEDs). Sapphires may be found naturally, by searching through certain sediments or rock formations. They also may be manufactured for industrial or decorative purposes in large crystal boules.

The key factors that will drive the growth of global Sapphire industry is its exceptional properties and usage in different application sectors and recovery phase. The recent years have seen the entry of many smaller companies in different application sectors and producing innovative products using sapphire. However, high cost, out of the public eyes and several other issues pose major challenge to the growth of this market. Major trends prevailing in the global sapphire market are, sapphire display watches, trends in lighting market, sapphire displays to feature in upcoming iPhone models and emerging market for sapphire.

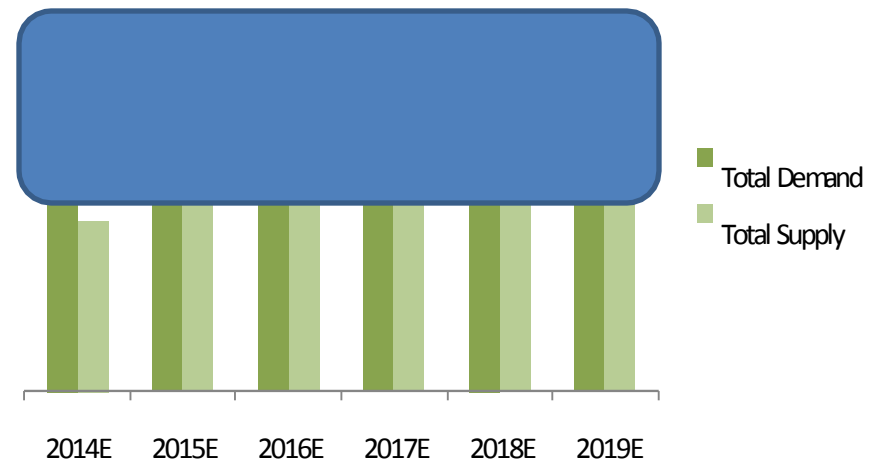
# Global Sapphire Market: Overview

In 2012, the sapphire market started to enter a supply-demand recovery phase after excessive capacity was built by over investment during 2011 as more than 80 new competitors tried entering this market driven by very healthy margins and profits due to strong LED backlighting demand for TVs and overoptimistic demand estimates for LED general lighting. The most new comers entered the business with over 2M/Y wafers TIE.

**Global Sapphire Demand and Supply -By Volume, 2009-13 (millions)**



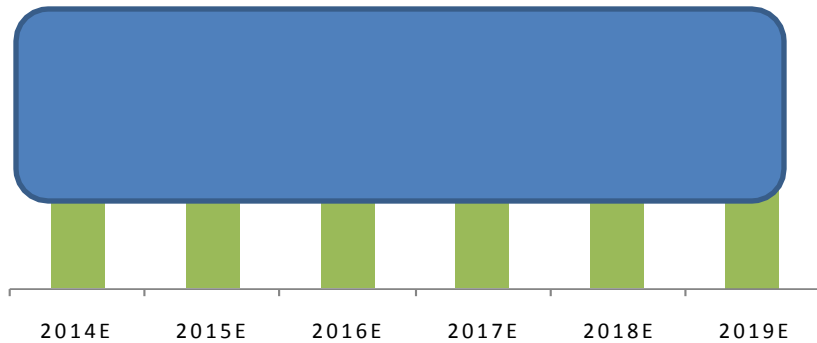
**Global Cigar Market- By Volume, 2014E-18E (Billions)**



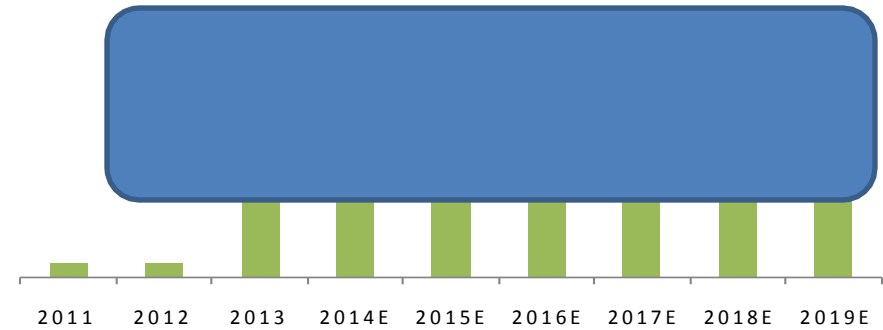
- Market size of global Sapphire market is expected to reach to ..... millions in the year 2019, from ..... millions in 2014 by growing at a CAGR of.....%.
- Growth in the market is due to .....

# Global Sapphire Market- by Application

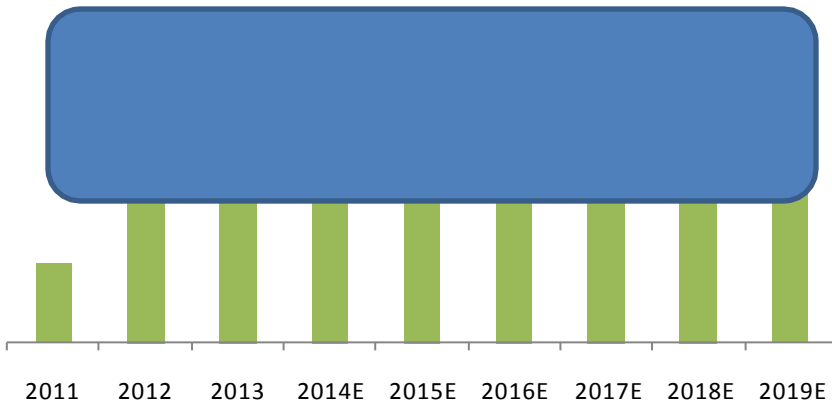
Global demand for Sapphire LED, 2014E-19E  
(in millions)



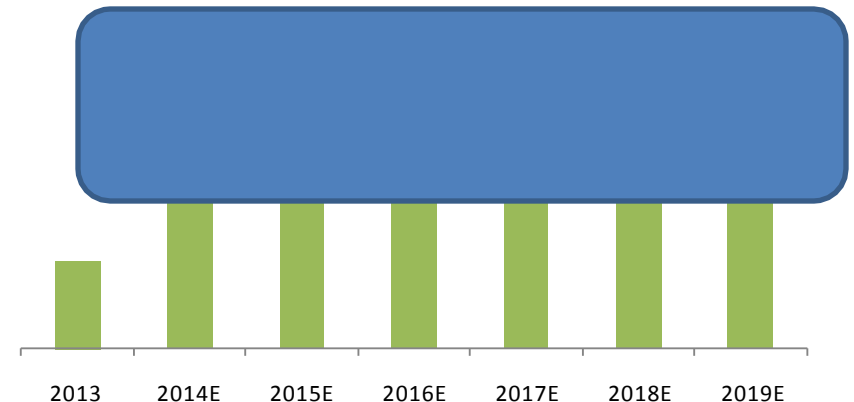
Global demand for Sapphire SOS, 2014E-19E  
(in millions)



Global demand for Sapphire Apple Camera, 2014E-19E  
(in millions)

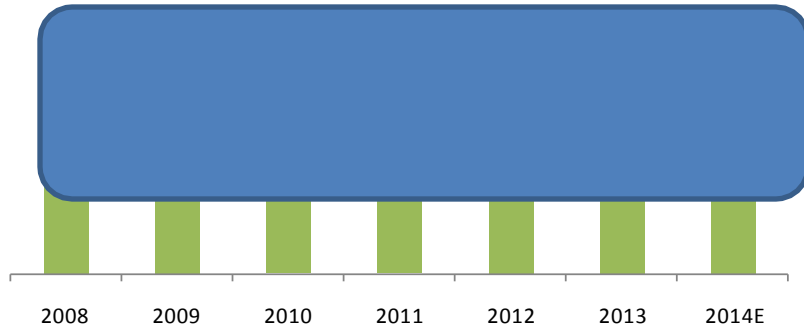


Global demand for Sapphire Apple Home Button, 2014E-19E  
(in millions)

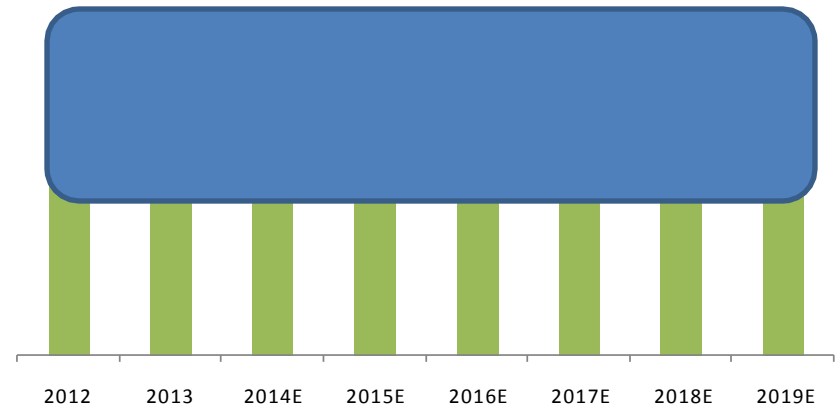


# Global Sapphire Market Country Analysis

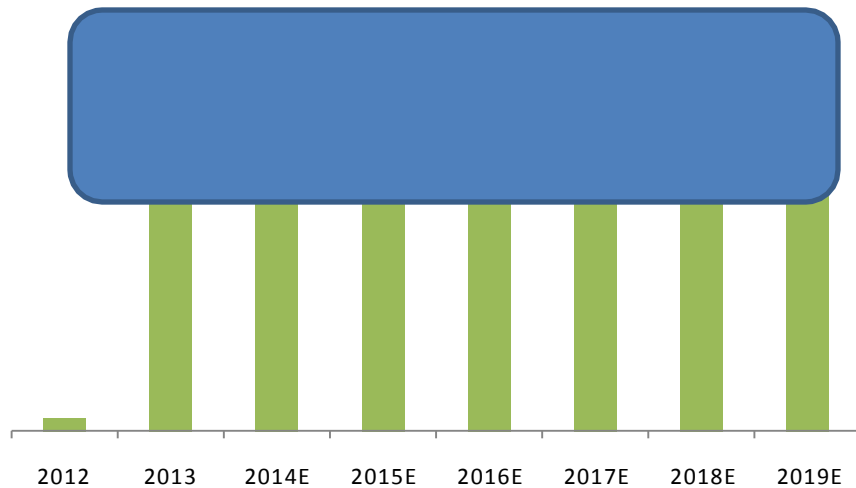
Demand for Sapphire in the USA, 2013-19E  
(in million pieces)



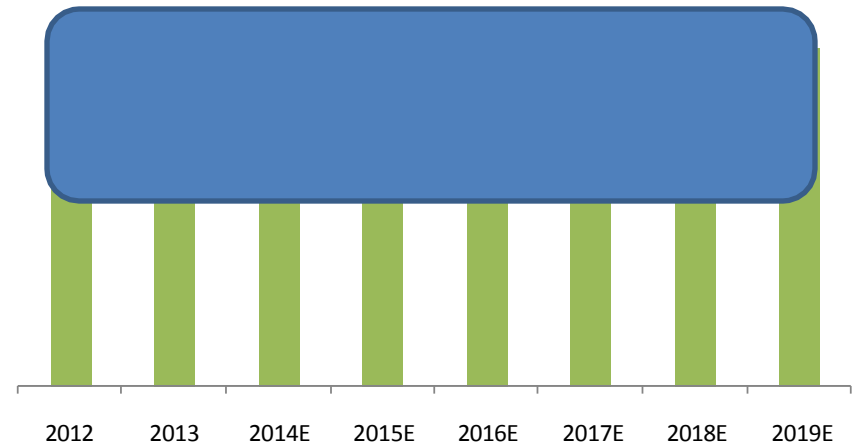
Demand for Sapphire in the Korea, 2013-19E  
(in million pieces)



Demand for Sapphire in the China, 2013-19E  
(in million pieces)



Demand for Sapphire in the Taiwan, 2013-19E  
(in million pieces)



# Market Trends

## Sapphire displays will feature in upcoming iPhone models

- .....
- .....
- .....
- .....
- .....
- .....

## Sapphire Display Watches

- .....
- .....
- .....
- .....
- .....
- .....

## Trends in Sapphire lighting market

- .....
- .....
- .....
- .....
- .....

## Emerging markets for Sapphire

- .....
- .....
- .....
- .....
- .....



# Table of Contents

## **1. Executive Summary**

## **2. Introduction**

## **3. Global Sapphire Market Analysis**

1. Global Sapphire Market Size by Volume
2. Global Sapphire Market Size by Value
3. Global Sapphire Market Pricing Trends

## **4. Global Sapphire Market Analysis: By Application**

1. Applications of Sapphire in LED
  - 4.1.1 Value Chain of Sapphire LED manufacturing
2. Applications of Sapphire in SOS (Silicon on Sapphire)
3. Applications of Sapphire in Apple camera
4. Applications of Sapphire in Apple button

## **5. Global Sapphire Market – Country Analysis**

1. The United States Sapphire Market: Sizing and Growth
2. Taiwan Sapphire Market
3. Korea Sapphire Market
4. Japan Sapphire Market
5. Europe Sapphire Market
6. China Sapphire Market

## **6. Global Sapphire Market: Growth Drivers & Challenges**

- 6.1 Growth Drivers

1. Exceptional Properties
2. Uses of Sapphire in different sectors
3. Recovery Phase
- 6.2 Market Challenges

## **7. Global Sapphire Market Trends**

1. Sapphire displays will feature in upcoming iPhone models
2. Sapphire Display Watches
3. Trends in Sapphire lighting market
4. Emerging markets for Sapphire

## **8. Competitive Landscape**

## **9. Company Profiles**

1. GT Advanced technology
  1. Business profile
  2. Financial Overview
  3. Business Strategy
2. Rubicon Technology
  1. Business Overview
  2. Financial overview
  3. Business strategy
3. Kyocera International
  1. Business overview
  2. Financial overview
  3. Business Strategy

# List of Charts

- Figure 1: Properties of Sapphire 8
- Figure 2: Global Sapphire Demand and Supply, 2009-13 (in TIE millions)
- Figure 3: Global Sapphire demand and supply, 2014E-19E (in TIE millions)
- Figure 4: Global Demand for Sapphire Substrates- By Size, 2013- 2019E (million pieces)
- Figure 5: Global Sapphire Market- By value, 2010-13 (in US \$million)
- Figure 6: Global Sapphire Market- By Value, 2014E-19E (in US \$ million)
- Figure 7: Global Sapphire Price- By Size, 2009-13 (in US\$)
- Figure 8: Global Sapphire Price- By Size, 2014E-19E (in US\$)
- Figure 9: Global Demand for Sapphire LED 2009-13 (in TIE millions)
- Figure 10: Global Demand for Sapphire LED 2014E-19E (in TIE millions)
- Figure 11: Global Demand for Sapphire SOS 2011-19E (in TIE million)
- Figure 12: Global Demand for Sapphire Apple Camera 2011-19E (in TIE million)
- Figure 13: Global Demand for Sapphire Apple button 2013-19E (in TIE million)
- Figure 14: Demand for Sapphire in the USA, 2013-19E (in million pieces)
- Figure 15: Demand for Sapphire in Taiwan, 2013-19E (in million pieces)
- Figure 16: Demand for Sapphire in Korea 2013-19E (in million pieces)
- Figure 17: Demand for Sapphire in Japan 2013-19E (in million pieces)
- Figure 18: Demand for Sapphire in the Europe 2013-19E (in million pieces)
- Figure 19: Demand for Sapphire in China 2013-19E (in million pieces)
- Table 1: Leading Players of Global Sapphire Market
- Figure 20: Market share of Leading Companies in Sapphire Market, FY 2013, (in %)
- Table 2: Sapphire Industry: Key Players and their product areas
- Table 3: Sapphire Industry: Sales of Leading Companies
- Table 4: Products & services offered by GT Advanced Technology
- Figure 21: GTAT Revenue- Sapphire business, FY 2011-13 (US\$ millions)
- Figure 22: GTAT Operating Profit- Sapphire business, FY 2011-13 (US\$ millions)
- Figure 23: GTAT Revenue- segment wise, FY 2011-13 (US\$ millions)
- Table 6: Products offered by Rubicon
- Figure 24: Rubicon Technologies Revenue- FY 2011-13 (US\$ millions)
- Figure 25: Rubicon Technologies Operating profit- FY 2011-13 (US\$ millions)
- Table 7: Products offered by Kyocera International
- Figure 26: Kyocera International, Revenue- FY 2011-13 (US\$ billions)
- Figure 27: Kyocera International, Operating profit- FY 2011-13 (US\$ billions)
- Figure 28: Kyocera International, Revenue- Segment wise- 2013 (in billions)

**Title: Global Sapphire Market: Trends and Opportunities (2014-2019)**

**Published: August 2014**

**Pages: 68**

**Price: US\$ 800 (Single-User License)**

**: US\$ 1600 (Corporate License)**

**For placing an order of the Report, please press the following link:**

<http://www.daedal-research.com/jewelry-watches/global-sapphire-market-trends-opportunities-2014-2019>

**For more details please contact Mr. Rajeev Kumar:**

**Tel: +91-120-4553017 (9.30 am - 6.30 pm) IST**

**Mobile: +91-8743975789 (24 X7)**

**Enquiries: [info@daedal-research.com](mailto:info@daedal-research.com)**

## **Daedal Research**

Daedal Research is a research and consulting firm specialized in providing research reports and customized business research and analysis. The research firm offers a blend of the best strategic consulting and market research solutions, which promise data rich, cost effective, and highly insightful analysis to help its clients with perfect answers to their important business queries.